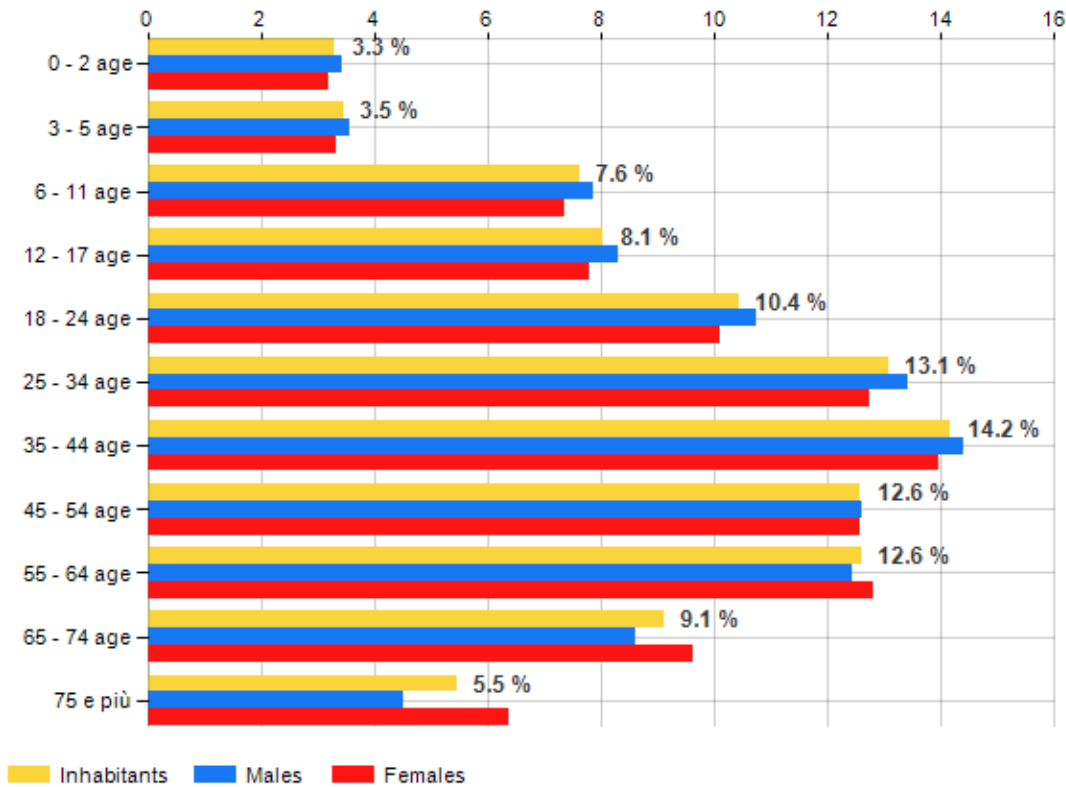


Age classes per gender and related impact, average age and old-age index in **Region WEST BLACK SEA**

## POPULATION BY AGE (YEAR 2020)

Classes	Males		Females		Total	
	(n.)	%	(n.)	%	(n.)	%
0 - 2 age	78,882	3.42	74,635	3.20	153,517	3.31
3 - 5 age	82,343	3.57	77,962	3.34	160,305	3.46
6 - 11 age	181,699	7.89	172,204	7.37	353,903	7.63
12 - 17 age	191,387	8.31	182,375	7.81	373,762	8.06
18 - 24 age	248,135	10.77	236,411	10.12	484,546	10.45
25 - 34 age	309,246	13.42	297,575	12.74	606,821	13.08
35 - 44 age	331,906	14.41	326,368	13.98	658,274	14.19
45 - 54 age	290,996	12.63	293,626	12.57	584,622	12.60
55 - 64 age	286,590	12.44	299,236	12.82	585,826	12.63
65 - 74 age	198,277	8.61	225,128	9.64	423,405	9.13
75 e più	104,151	4.52	149,490	6.40	253,641	5.47
<b>Total</b>	<b>2,303,612</b>	<b>100.00</b>	<b>2,335,010</b>	<b>100.00</b>	<b>4,638,622</b>	<b>100.00</b>

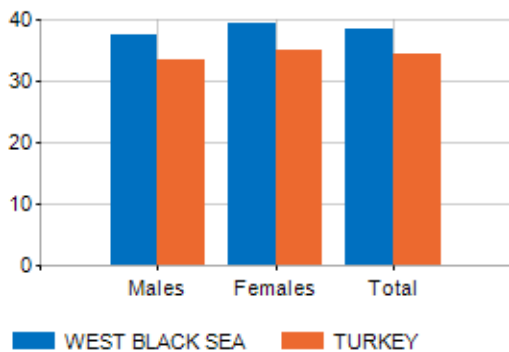
## AGE CLASSES (YEAR 2020)



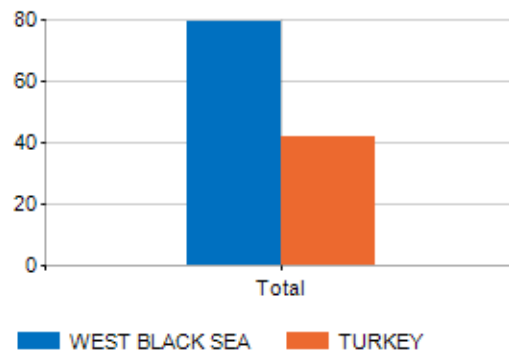
## AVERAGE AGE AND OLD-AGE INDEX (YEAR 2020)

	Males	Females	Total
Average age (Years)	37.69	39.54	38.62
Old-age index <sup>[1]</sup>	-	-	79.58

### AVERAGE AGE (YEARS)



### OLD-AGE INDEX



[^](#) Old-age index = (Inhabitants > 65 years old / Inhabitants 0-14 years old) \* 100

## NOTE

Age Classes: Fonte TURKSTAT

## Rankings Region west black sea

is on 3° place among 12 regions per average age

is on 2° place among 12 regions per old-age index

is on 10° place among 12 regions per % inhabitants < 15 years old

is on 1° place among 12 regions per % inhabitants > 64 years old