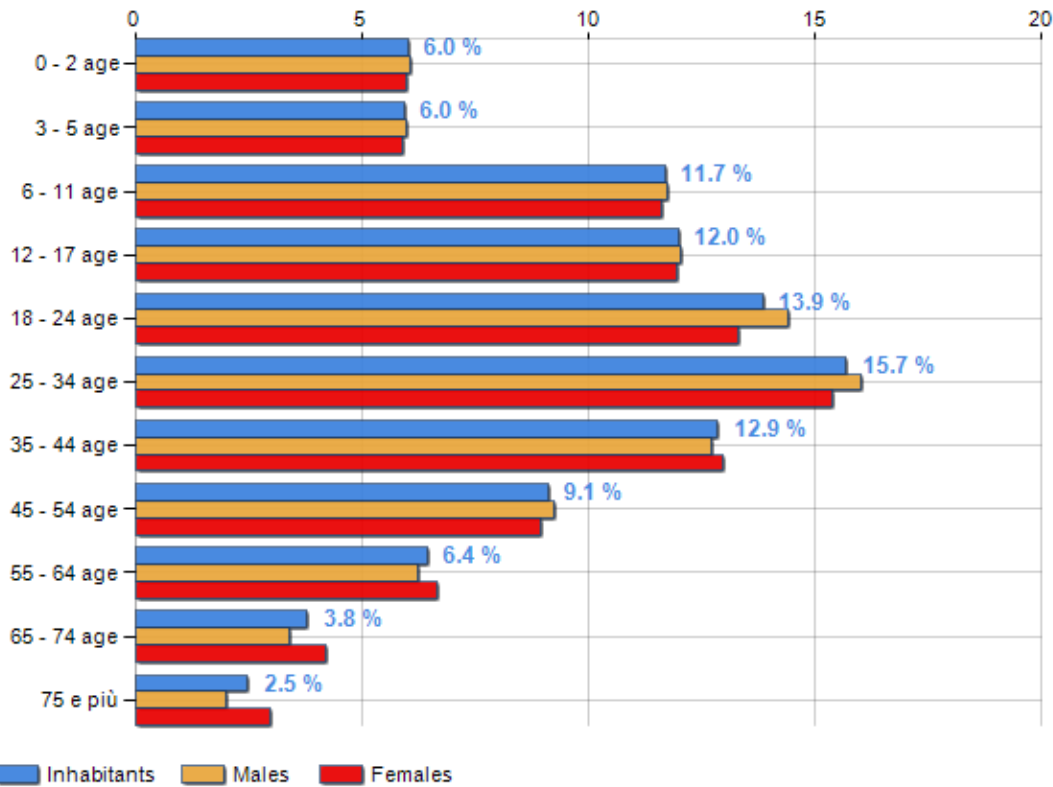


Age classes per gender and related impact, average age and old-age index in **Region CENTRAL EAST ANATOLIA**

POPULATION BY AGE (YEAR 2017)

Classes	Males		Females		Total	
	(n.)	%	(n.)	%	(n.)	%
0 - 2 age	119,066	6.07	113,174	5.98	232,240	6.02
3 - 5 age	117,693	6.00	111,994	5.92	229,687	5.96
6 - 11 age	230,782	11.76	220,103	11.63	450,885	11.70
12 - 17 age	236,653	12.06	226,317	11.96	462,970	12.01
18 - 24 age	283,105	14.43	251,845	13.30	534,950	13.88
25 - 34 age	314,205	16.01	291,592	15.40	605,797	15.72
35 - 44 age	250,138	12.75	246,090	13.00	496,228	12.87
45 - 54 age	181,592	9.26	169,598	8.96	351,190	9.11
55 - 64 age	122,607	6.25	125,831	6.65	248,438	6.44
65 - 74 age	66,817	3.41	79,714	4.21	146,531	3.80
75 e più	39,339	2.01	56,614	2.99	95,953	2.49
Total	1,961,997	100.00	1,892,872	100.00	3,854,869	100.00

AGE CLASSES (YEAR 2017)

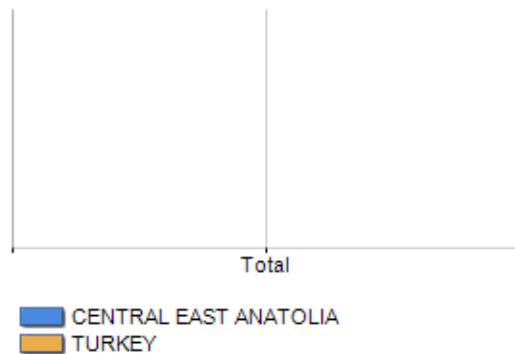
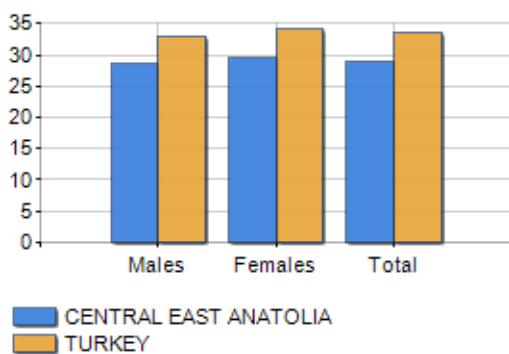


AVERAGE AGE AND OLD-AGE INDEX (YEAR 2017)

	Males	Females	Total
Average age (Years)	28.56	29.62	29.08
Old-age index ^[1]	-	-	0.00

AVERAGE AGE (YEARS)

OLD-AGE INDEX



¹ Old-age index = (Inhabitants > 65 years old / Inhabitants 0-14 years old) * 100

Rankings Region central east anatolia

is on 11° place among 12 regions per average age

is on 2° place among 12 regions per old-age index

is on 2° place among 12 regions per % inhabitants < 15 years old

is on 2° place among 12 regions per % inhabitants > 64 years old
