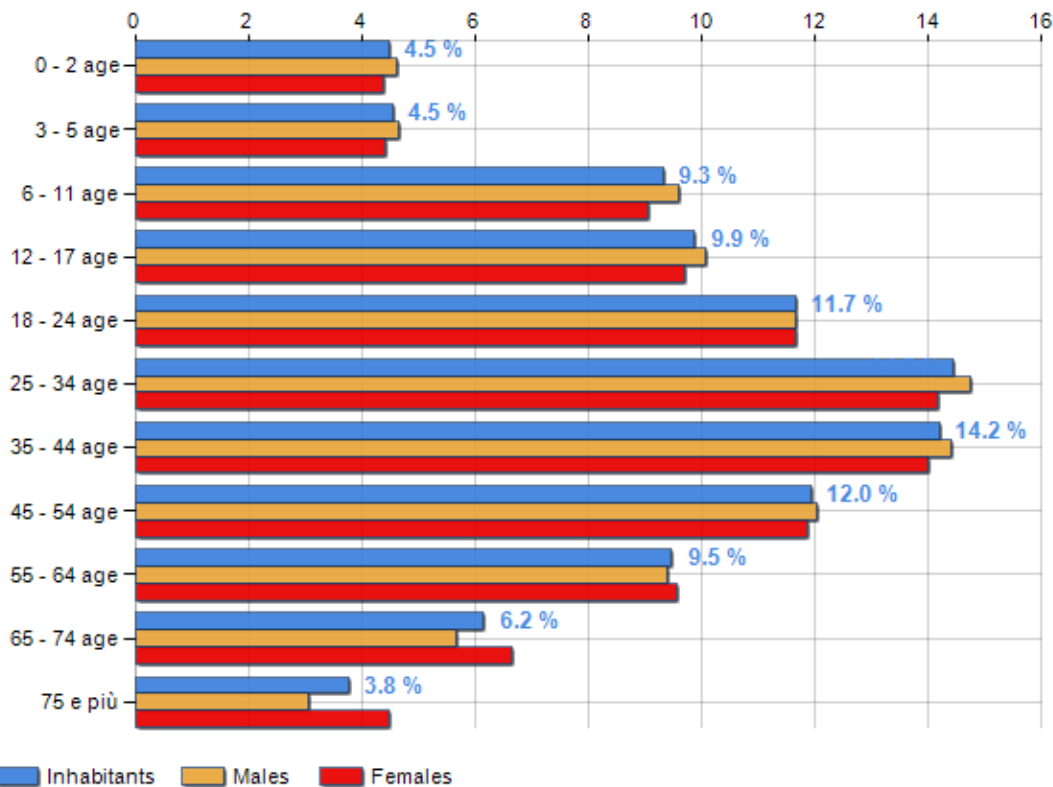


Age classes per gender and related impact, average age and old-age index in **Region CENTRAL ANATOLIA**

POPULATION BY AGE (YEAR 2017)

Classes	Males		Females		Total	
	(n.)	%	(n.)	%	(n.)	%
0 - 2 age	91,642	4.61	87,076	4.37	178,718	4.49
3 - 5 age	92,740	4.67	87,961	4.42	180,701	4.54
6 - 11 age	190,746	9.60	180,670	9.08	371,416	9.34
12 - 17 age	200,152	10.07	193,122	9.70	393,274	9.89
18 - 24 age	232,207	11.69	232,278	11.67	464,485	11.68
25 - 34 age	293,104	14.75	282,224	14.18	575,328	14.46
35 - 44 age	286,697	14.43	279,062	14.02	565,759	14.22
45 - 54 age	239,159	12.04	236,178	11.86	475,337	11.95
55 - 64 age	186,786	9.40	190,273	9.56	377,059	9.48
65 - 74 age	112,561	5.67	132,395	6.65	244,956	6.16
75 e più	60,979	3.07	89,435	4.49	150,414	3.78
Total	1,986,773	100.00	1,990,674	100.00	3,977,447	100.00

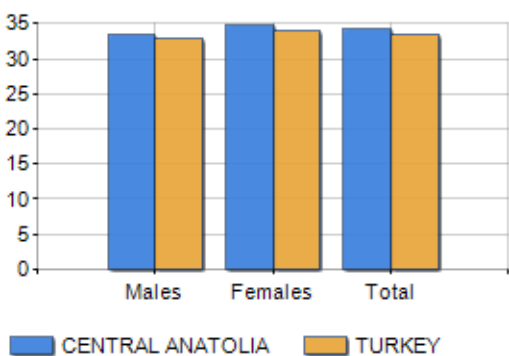
AGE CLASSES (YEAR 2017)



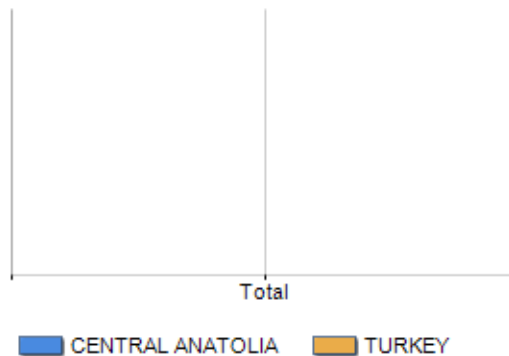
AVERAGE AGE AND OLD-AGE INDEX (YEAR 2017)

	Males	Females	Total
Average age (Years)	33.41	34.86	34.13
Old-age index ^[1]	-	-	0.00

AVERAGE AGE (YEARS)



OLD-AGE INDEX



¹ Old-age index = (Inhabitants > 65 years old / Inhabitants 0-14 years old) * 100

Rankings Region central anatolia

is on 6° place among 12 regions per average age

is on 6° place among 12 regions per old-age index

is on 6° place among 12 regions per % inhabitants < 15 years old

is on 6° place among 12 regions per % inhabitants > 64 years old
