








Foreign residents in **Municipality of VALLEFOGLIA** by gender and its related demographic balance, number of foreign minors, families with foreign head of household and number of households with at least one foreigner, segmentation per citizenship

SYNTHESIS DATA (YEAR 2019)				DEMOGRAPHIC BALANCE (YEAR 2019)		
	(n.)	% on foreigners	% on population		(n.)	% on population
Total Foreigners	1,394	100.00	9.28	Foreigners on 1th Jan.	1,405	9.35
Foreigner males	672	48.21	4.47	Births	17	0.11
Foreigner Females	722	51.79	4.80	Deaths	1	0.01
				Balance of nature	+16	0.11
				Registered	196	1.30
				Deleted	223	1.48
				Migration balance	-27	-0.18
				Total balance	-11	-0.07
				Foreigners on 31th Dec.	1,394	9.28

NATIONALITY (YEAR 2019)					
Nationality	(n.)		% on foreigners	% on population	
Albania	329		23.60	2.19	
Marocco	222		15.93	1.48	
Romania	194		13.92	1.29	
Senegal	74		5.31	0.49	
Nigeria	68		4.88	0.45	
Moldova	66		4.73	0.44	
Cina Rep. Popolare	65		4.66	0.43	

Nationality	(n.)		% on foreigners	% on population
Sri Lanka	44		3.16	0.29
Ucraina	40		2.87	0.27
Macedonia	35		2.51	0.23
Perù	30		2.15	0.20
Pakistan	29		2.08	0.19
Polonia	20		1.43	0.13
Spagna	16		1.15	0.11
Tunisia	16		1.15	0.11

[^](#) Foreigners Growth rate = Foreigners Birth rate - Foreigners Death rate + Foreigners Migration rate

Rankings Municipality of vallefoglia

is on 1972° place among 7903 municipalities per % foreigners on total inhabitants

Foreigners Growth rate^[1]: -7.9‰ (3967° place among 7903 municipalities)

