








Foreign residents in **Municipality of TERNATE** by gender and its related demographic balance, number of foreign minors, families with foreign head of household and number of households with at least one foreigner, segmentation per citizenship

SYNTHESIS DATA (YEAR 2019)				DEMOGRAPHIC BALANCE (YEAR 2019)			
	(n.)	% on foreigners	% on population		(n.)	% on population	
Total Foreigners	148	100.00	5.71	Foreigners on 1th Jan.	148	5.71	
Foreigner males	61	41.22	2.35	Births	3	0.12	
Foreigner Females	87	58.78	3.36	Deaths	1	0.04	
				Balance of nature	+2	0.08	
				Registered	20	0.77	
				Deleted	22	0.85	
				Migration balance	-2	-0.08	
				Total balance	+0	0.00	
				Foreigners on 31th Dec.	148	5.71	

NATIONALITY (YEAR 2019)				
Nationality	(n.)		% on foreigners	% on population
Marocco	38		25.68	1.47
Cina Rep. Popolare	22		14.86	0.85
Romania	12		8.11	0.46
Ucraina	9		6.08	0.35
Costa d'Avorio	7		4.73	0.27
Pakistan	6		4.05	0.23
Sri Lanka	4		2.70	0.15

Nationality	(n.)		% on foreigners	% on population
Rep. Ceca	4		2.70	0.15
Bangladesh	4		2.70	0.15
Spagna	4		2.70	0.15
Albania	3		2.03	0.12
Bulgaria	3		2.03	0.12
India	3		2.03	0.12
Russia Federazione	3		2.03	0.12
Francia	2		1.35	0.08

[^](#) Foreigners Growth rate = Foreigners Birth rate - Foreigners Death rate + Foreigners Migration rate

## Rankings Municipality of ternate

is on 4184° place among 7903 municipalities per % foreigners on total inhabitants

Foreigners Growth rate<sup>[1]</sup>: 0.0‰ ( 422° place among 7903 municipalities)

