








Foreign residents in **Municipality of SOLBIATE ARNO** by gender and its related demographic balance, number of foreign minors, families with foreign head of household and number of households with at least one foreigner, segmentation per citizenship

| SYNTHESIS DATA (YEAR 2019) |      |                 |                 | DEMOGRAPHIC BALANCE (YEAR 2019) |      |                 |
|----------------------------|------|-----------------|-----------------|---------------------------------|------|-----------------|
|                            | (n.) | % on foreigners | % on population |                                 | (n.) | % on population |
| Total Foreigners           | 242  | 100.00          | 5.93            | Foreigners on 1th Jan.          | 275  | 6.74            |
| Foreigner males            | 88   | 36.36           | 2.16            | Births                          | 2    | 0.05            |
| Foreigner Females          | 154  | 63.64           | 3.77            | Deaths                          | 0    | 0.00            |
|                            |      |                 |                 | Balance of nature               | +2   | 0.05            |
|                            |      |                 |                 | Registered                      | 34   | 0.83            |
|                            |      |                 |                 | Deleted                         | 69   | 1.69            |
|                            |      |                 |                 | Migration balance               | -35  | -0.86           |
|                            |      |                 |                 | Total balance                   | -33  | -0.81           |
|                            |      |                 |                 | Foreigners on 31th Dec.         | 242  | 5.93            |

| NATIONALITY (YEAR 2019) |      |  |                 |                 |
|-------------------------|------|--|-----------------|-----------------|
| Nationality             | (n.) |  | % on foreigners | % on population |
| Marocco                 | 46   |  | 19.01           | 1.13            |
| Romania                 | 40   |  | 16.53           | 0.98            |
| Pakistan                | 23   |   | 9.50            | 0.56            |
| Ucraina                 | 21   |   | 8.68            | 0.51            |
| Senegal                 | 17   |   | 7.02            | 0.42            |
| Albania                 | 16   |   | 6.61            | 0.39            |
| Ghana                   | 13   |   | 5.37            | 0.32            |

| Nationality        | (n.) |  | % on foreigners | % on population |
|--------------------|------|--|-----------------|-----------------|
| Tunisia            | 6    |  | 2.48            | 0.15            |
| Bangladesh         | 5    |  | 2.07            | 0.12            |
| Nigeria            | 5    |  | 2.07            | 0.12            |
| Russia Federazione | 4    |  | 1.65            | 0.10            |
| Egitto             | 4    |  | 1.65            | 0.10            |
| Ecuador            | 4    |  | 1.65            | 0.10            |
| Moldova            | 3    |  | 1.24            | 0.07            |
| Brasile            | 3    |  | 1.24            | 0.07            |

$\Delta$  Foreigners Growth rate = Foreigners Birth rate - Foreigners Death rate + Foreigners Migration rate

## Rankings Municipality of solbiate arno

is on 4041° place among 7903 municipalities per % foreigners on total inhabitants

Foreigners Growth rate<sup>[1]</sup>: -136.4‰ ( 4982° place among 7903 municipalities)

