








Foreign residents in **Province of SIRACUSA** by gender and its related demographic balance, number of foreign minors, families with foreign head of household and number of households with at least one foreigner, segmentation per citizenship

SYNTHESIS DATA (YEAR 2019)				DEMOGRAPHIC BALANCE (YEAR 2019)		
	(n.)	% on foreigners	% on population		(n.)	% on population
Total Foreigners	16,604	100.00	4.18	Foreigners on 1th Jan.	16,542	4.17
Foreigner males	8,711	52.46	2.19	Births	188	0.05
Foreigner Females	7,893	47.54	1.99	Deaths	19	0.00
				Balance of nature	+169	0.04
				Registered	1,807	0.46
				Deleted	1,914	0.48
				Migration balance	-107	-0.03
				Total balance	+62	0.02
				Foreigners on 31th Dec.	16,604	4.18

NATIONALITY (YEAR 2019)					
Nationality	(n.)		% on foreigners	% on population	
Romania	3,819		23.00	0.96	
Marocco	2,309		13.91	0.58	
Sri Lanka	1,511		9.10	0.38	
Polonia	1,361		8.20	0.34	
Tunisia	1,319		7.94	0.33	
Nigeria	545		3.28	0.14	
Cina Rep. Popolare	522		3.14	0.13	

Nationality	(n.)		% on foreigners	% on population
Albania	425		2.56	0.11
Gambia	298		1.79	0.08
Somalia	255		1.54	0.06
Bangladesh	252		1.52	0.06
Mali	196		1.18	0.05
Senegal	187		1.13	0.05
Germania	180		1.08	0.05
Regno Unito	178		1.07	0.04

Δ Foreigners Growth rate = Foreigners Birth rate - Foreigners Death rate + Foreigners Migration rate

Rankings Province of siracusa

is on 91° place among 107 provinces per % foreigners on total inhabitants

Foreigners Growth rate^[1]: 3.7‰ (73° place among 107 provinces)