








Foreign residents in **Municipality of SAN SOSTI** by gender and its related demographic balance, number of foreign minors, families with foreign head of household and number of households with at least one foreigner, segmentation per citizenship

| SYNTHESIS DATA (YEAR 2019) |      |                 |                 | DEMOGRAPHIC BALANCE (YEAR 2019) |      |                 |  |
|----------------------------|------|-----------------|-----------------|---------------------------------|------|-----------------|--|
|                            | (n.) | % on foreigners | % on population |                                 | (n.) | % on population |  |
| Total Foreigners           | 126  | 100.00          | 6.01            | Foreigners on 1th Jan.          | 135  | 6.43            |  |
| Foreigner males            | 78   | 61.90           | 3.72            | Births                          | 0    | 0.00            |  |
| Foreigner Females          | 48   | 38.10           | 2.29            | Deaths                          | 0    | 0.00            |  |
|                            |      |                 |                 | Balance of nature               | +0   | 0.00            |  |
|                            |      |                 |                 | Registered                      | 13   | 0.62            |  |
|                            |      |                 |                 | Deleted                         | 22   | 1.05            |  |
|                            |      |                 |                 | Migration balance               | -9   | -0.43           |  |
|                            |      |                 |                 | Total balance                   | -9   | -0.43           |  |
|                            |      |                 |                 | Foreigners on 31th Dec.         | 126  | 6.01            |  |

#### NATIONALITY (YEAR 2019)

| Nationality        | (n.) |  | % on foreigners | % on population |
|--------------------|------|--|-----------------|-----------------|
| Romania            | 57   |  | 45.24           | 2.72            |
| Siria              | 12   |   | 9.52            | 0.57            |
| Pakistan           | 8    |   | 6.35            | 0.38            |
| Afghanistan        | 7    |   | 5.56            | 0.33            |
| Somalia            | 5    |   | 3.97            | 0.24            |
| Portogallo         | 4    |   | 3.17            | 0.19            |
| Cina Rep. Popolare | 4    |   | 3.17            | 0.19            |

| Nationality    | (n.) |   | % on foreigners | % on population |
|----------------|------|---|-----------------|-----------------|
| Bangladesh     | 3    | ■ | 2.38            | 0.14            |
| Filippine      | 3    | ■ | 2.38            | 0.14            |
| Nigeria        | 3    | ■ | 2.38            | 0.14            |
| Polonia        | 2    | ■ | 1.59            | 0.10            |
| Ucraina        | 2    | ■ | 1.59            | 0.10            |
| India          | 2    | ■ | 1.59            | 0.10            |
| Costa d'Avorio | 2    | ■ | 1.59            | 0.10            |
| Gambia         | 2    | ■ | 1.59            | 0.10            |

▲ Foreigners Growth rate = Foreigners Birth rate - Foreigners Death rate + Foreigners Migration rate

## Rankings Municipality of san sosti

is on 3987° place among 7903 municipalities per % foreigners on total inhabitants

Foreigners Growth rate<sup>[1]</sup>: -71.4‰ ( 6943° place among 7903 municipalities)

