








Foreign residents in **Municipality of RESCALDINA** by gender and its related demographic balance, number of foreign minors, families with foreign head of household and number of households with at least one foreigner, segmentation per citizenship

SYNTHESIS DATA (YEAR 2019)				DEMOGRAPHIC BALANCE (YEAR 2019)			
	(n.)	% on foreigners	% on population		(n.)	% on population	
Total Foreigners	1,239	100.00	8.71	Foreigners on 1th Jan.	1,209	8.50	
Foreigner males	594	47.94	4.18	Births	18	0.13	
Foreigner Females	645	52.06	4.54	Deaths	3	0.02	
				Balance of nature	+15	0.11	
				Registered	153	1.08	
				Deleted	138	0.97	
				Migration balance	+15	0.11	
				Total balance	+30	0.21	
				Foreigners on 31th Dec.	1,239	8.71	

NATIONALITY (YEAR 2019)					
Nationality	(n.)		% on foreigners	% on population	
Albania	203		16.38	1.43	
Romania	176		14.21	1.24	
Marocco	113		9.12	0.79	
Pakistan	96		7.75	0.68	
Ucraina	86		6.94	0.60	
Perù	67		5.41	0.47	
Senegal	67		5.41	0.47	

Nationality	(n.)		% on foreigners	% on population
Cina Rep. Popolare	43		3.47	0.30
Ecuador	37		2.99	0.26
Brasile	28		2.26	0.20
Costa d'Avorio	27		2.18	0.19
Tunisia	26		2.10	0.18
Egitto	25		2.02	0.18
Moldova	20		1.61	0.14
Sri Lanka	20		1.61	0.14

Δ Foreigners Growth rate = Foreigners Birth rate - Foreigners Death rate + Foreigners Migration rate

Rankings Municipality of rescaldina

is on 2266° place among 7903 municipalities per % foreigners on total inhabitants

Foreigners Growth rate^[1]: 24.2‰ (3046° place among 7903 municipalities)

