








Foreign residents in **Municipality of PARENTI** by gender and its related demographic balance, number of foreign minors, families with foreign head of household and number of households with at least one foreigner, segmentation per citizenship

SYNTHESIS DATA (YEAR 2019)				DEMOGRAPHIC BALANCE (YEAR 2019)			
	(n.)	% on foreigners	% on population		(n.)	% on population	
Total Foreigners	21	100.00	1.00	Foreigners on 1th Jan.	20	0.95	
Foreigner males	15	71.43	0.71	Births	0	0.00	
Foreigner Females	6	28.57	0.28	Deaths	0	0.00	
				Balance of nature	+0	0.00	
				Registered	1	0.05	
				Deleted	0	0.00	
				Migration balance	+1	0.05	
				Total balance	+1	0.05	
				Foreigners on 31th Dec.	21	1.00	

NATIONALITY (YEAR 2019)				
Nationality	(n.)		% on foreigners	% on population
Romania	14		66.67	0.66
Lituania	2		9.52	0.09
Bulgaria	1		4.76	0.05
Spagna	1		4.76	0.05
Algeria	1		4.76	0.05
Brasile	1		4.76	0.05
Colombia	1		4.76	0.05

▲ Foreigners Growth rate = Foreigners Birth rate - Foreigners Death rate + Foreigners Migration rate

# Rankings Municipality of parenti

is on 7622° place among 7903 municipalities per % foreigners on total inhabitants

Foreigners Growth rate<sup>[1]</sup>: 47.6‰ ( 3783° place among 7903 municipalities)

---