








Foreign residents in **Municipality of MONSAMPOLO DEL TRONTO** by gender and its related demographic balance, number of foreign minors, families with foreign head of household and number of households with at least one foreigner, segmentation per citizenship

| SYNTHESIS DATA (YEAR 2019) |      |                 |                 | DEMOGRAPHIC BALANCE (YEAR 2019) |      |                 |  |
|----------------------------|------|-----------------|-----------------|---------------------------------|------|-----------------|--|
|                            | (n.) | % on foreigners | % on population |                                 | (n.) | % on population |  |
| Total Foreigners           | 537  | 100.00          | 11.77           | Foreigners on 1th Jan.          | 538  | 11.79           |  |
| Foreigner males            | 279  | 51.96           | 6.11            | Births                          | 9    | 0.20            |  |
| Foreigner Females          | 258  | 48.04           | 5.65            | Deaths                          | 0    | 0.00            |  |
|                            |      |                 |                 | Balance of nature               | +9   | 0.20            |  |
|                            |      |                 |                 | Registered                      | 90   | 1.97            |  |
|                            |      |                 |                 | Deleted                         | 100  | 2.19            |  |
|                            |      |                 |                 | Migration balance               | -10  | -0.22           |  |
|                            |      |                 |                 | Total balance                   | -1   | -0.02           |  |
|                            |      |                 |                 | Foreigners on 31th Dec.         | 537  | 11.77           |  |

| NATIONALITY (YEAR 2019) |      |  |                 |                 |  |
|-------------------------|------|--|-----------------|-----------------|--|
| Nationality             | (n.) |  | % on foreigners | % on population |  |
| Albania                 | 110  |  | 20.48           | 2.41            |  |
| Cina Rep. Popolare      | 86   |  | 16.01           | 1.88            |  |
| Romania                 | 61   |   | 11.36           | 1.34            |  |
| Marocco                 | 58   |   | 10.80           | 1.27            |  |
| India                   | 54   |   | 10.06           | 1.18            |  |
| Nigeria                 | 29   |   | 5.40            | 0.64            |  |
| Pakistan                | 25   |   | 4.66            | 0.55            |  |

| Nationality | (n.) |  | % on foreigners | % on population |
|-------------|------|--|-----------------|-----------------|
| Polonia     | 22   |  | 4.10            | 0.48            |
| Senegal     | 15   |  | 2.79            | 0.33            |
| Afghanistan | 10   |  | 1.86            | 0.22            |
| Venezuela   | 6    |  | 1.12            | 0.13            |
| Germania    | 5    |  | 0.93            | 0.11            |
| Mali        | 4    |  | 0.74            | 0.09            |
| Camerun     | 4    |  | 0.74            | 0.09            |
| Bangladesh  | 3    |  | 0.56            | 0.07            |

[^](#) Foreigners Growth rate = Foreigners Birth rate - Foreigners Death rate + Foreigners Migration rate

## Rankings Municipality of monsampolo del tronto

is on 1028° place among 7903 municipalities per % foreigners on total inhabitants

Foreigners Growth rate<sup>[1]</sup>: -1.9‰ ( 4936° place among 7903 municipalities)

