








Foreign residents in **Municipality of MENDICINO** by gender and its related demographic balance, number of foreign minors, families with foreign head of household and number of households with at least one foreigner, segmentation per citizenship

SYNTHESIS DATA (YEAR 2019)				DEMOGRAPHIC BALANCE (YEAR 2019)		
	(n.)	% on foreigners	% on population		(n.)	% on population
Total Foreigners	240	100.00	2.54	Foreigners on 1th Jan.	241	2.55
Foreigner males	122	50.83	1.29	Births	1	0.01
Foreigner Females	118	49.17	1.25	Deaths	2	0.02
				Balance of nature	-1	-0.01
				Registered	85	0.90
				Deleted	85	0.90
				Migration balance	+0	0.00
				Total balance	-1	-0.01
				Foreigners on 31th Dec.	240	2.54

NATIONALITY (YEAR 2019)					
Nationality	(n.)		% on foreigners	% on population	
Brasile	46		19.17	0.49	
Romania	33		13.75	0.35	
Nigeria	22		9.17	0.23	
Marocco	20		8.33	0.21	
Ucraina	12		5.00	0.13	
Polonia	10		4.17	0.11	
Gambia	10		4.17	0.11	

Nationality	(n.)		% on foreigners	% on population
Guinea	7		2.92	0.07
Iraq	7		2.92	0.07
Albania	5		2.08	0.05
Pakistan	5		2.08	0.05
Tunisia	5		2.08	0.05
Senegal	5		2.08	0.05
Cina Rep. Popolare	5		2.08	0.05
Ecuador	4		1.67	0.04

[^](#) Foreigners Growth rate = Foreigners Birth rate - Foreigners Death rate + Foreigners Migration rate

## Rankings Municipality of mendicino

is on 6579° place among 7903 municipalities per % foreigners on total inhabitants

Foreigners Growth rate<sup>[1]</sup>: -4.2‰ ( 2361° place among 7903 municipalities)

