














Foreign residents in **Municipality of LUNGRO** by gender and its related demographic balance, number of foreign minors, families with foreign head of household and number of households with at least one foreigner, segmentation per citizenship

SYNTHESIS DATA (YEAR 2019)				DEMOGRAPHIC BALANCE (YEAR 2019)			
	(n.)	% on foreigners	% on population		(n.)	% on population	
Total Foreigners	62	100.00	2.62	Foreigners on 1th Jan.	66	2.79	
Foreigner males	20	32.26	0.85	Births	0	0.00	
Foreigner Females	42	67.74	1.78	Deaths	0	0.00	
				Balance of nature	+0	0.00	
				Registered	2	0.08	
				Deleted	6	0.25	
				Migration balance	-4	-0.17	
				Total balance	-4	-0.17	
				Foreigners on 31th Dec.	62	2.62	

NATIONALITY (YEAR 2019)				
Nationality	(n.)		% on foreigners	% on population
Albania	16		25.81	0.68
Bulgaria	15		24.19	0.63
Romania	9		14.52	0.38
Polonia	4		6.45	0.17
Ucraina	3		4.84	0.13
Cina Rep. Popolare	3		4.84	0.13
Libano	3		4.84	0.13

Nationality	(n.)		% on foreigners	% on population
Regno Unito	2		3.23	0.08
Russia Federazione	2		3.23	0.08
Bielorussia	2		3.23	0.08
Francia	1		1.61	0.04
Germania	1		1.61	0.04
Pakistan	1		1.61	0.04

▲ Foreigners Growth rate = Foreigners Birth rate - Foreigners Death rate + Foreigners Migration rate

Rankings Municipality of lungro

is on 6512° place among 7903 municipalities per % foreigners on total inhabitants

Foreigners Growth rate^[1]: -64.5‰ (7091° place among 7903 municipalities)