








Foreign residents in **Municipality of LONGOBARDI** by gender and its related demographic balance, number of foreign minors, families with foreign head of household and number of households with at least one foreigner, segmentation per citizenship

SYNTHESIS DATA (YEAR 2019)				DEMOGRAPHIC BALANCE (YEAR 2019)		
	(n.)	% on foreigners	% on population		(n.)	% on population
Total Foreigners	105	100.00	4.56	Foreigners on 1th Jan.	143	6.21
Foreigner males	62	59.05	2.69	Births	1	0.04
Foreigner Females	43	40.95	1.87	Deaths	0	0.00
				Balance of nature	+1	0.04
				Registered	11	0.48
				Deleted	50	2.17
				Migration balance	-39	-1.69
				Total balance	-38	-1.65
				Foreigners on 31th Dec.	105	4.56

NATIONALITY (YEAR 2019)					
Nationality	(n.)		% on foreigners	% on population	
Marocco	22		20.95	0.96	
Romania	19		18.10	0.83	
Nigeria	12		11.43	0.52	
Regno Unito	10		9.52	0.43	
Ucraina	6		5.71	0.26	
Mali	5		4.76	0.22	
Senegal	5		4.76	0.22	

Nationality	(n.)		% on foreigners	% on population
Ghana	4		3.81	0.17
Tunisia	3		2.86	0.13
Gambia	2		1.90	0.09
Guinea Bissau	2		1.90	0.09
Brasile	2		1.90	0.09
Austria	1		0.95	0.04
Bulgaria	1		0.95	0.04
Polonia	1		0.95	0.04

[^](#) Foreigners Growth rate = Foreigners Birth rate - Foreigners Death rate + Foreigners Migration rate

Rankings Municipality of longobardi

is on 5015° place among 7903 municipalities per % foreigners on total inhabitants

Foreigners Growth rate^[1]: -361.9‰ (2188° place among 7903 municipalities)

