








Foreign residents in **Region LOMBARDIA** by gender and its related demographic balance, number of foreign minors, families with foreign head of household and number of households with at least one foreigner, segmentation per citizenship

SYNTHESIS DATA (YEAR 2019)				DEMOGRAPHIC BALANCE (YEAR 2019)			
	(n.)	% on foreigners	% on population		(n.)	% on population	
Total Foreigners	1,206,023	100.00	11.94	Foreigners on 1th Jan.	1,185,364	11.73	
Foreigner males	588,972	48.84	5.83	Births	16,117	0.16	
Foreigner Females	617,051	51.16	6.11	Deaths	1,497	0.01	
				Balance of nature	+14,620	0.14	
				Registered	139,885	1.38	
				Deleted	133,846	1.32	
				Migration balance	+6,039	0.06	
				Total balance	+20,659	0.20	
				Foreigners on 31th Dec.	1,206,023	11.94	

NATIONALITY (YEAR 2019)					
Nationality	(n.)		% on foreigners	% on population	
Romania	179,565		14.89	1.78	
Marocco	95,249		7.90	0.94	
Egitto	92,521		7.67	0.92	
Albania	91,384		7.58	0.90	
Cina Rep. Popolare	71,446		5.92	0.71	
Filippine	59,558		4.94	0.59	
Ucraina	55,056		4.57	0.54	

Nationality	(n.)		% on foreigners	% on population
India	48,097		3.99	0.48
Perù	43,613		3.62	0.43
Pakistan	41,849		3.47	0.41
Ecuador	36,100		2.99	0.36
Sri Lanka	34,644		2.87	0.34
Senegal	34,231		2.84	0.34
Bangladesh	24,300		2.01	0.24
Moldova	20,745		1.72	0.21

▲ Foreigners Growth rate = Foreigners Birth rate - Foreigners Death rate + Foreigners Migration rate

## Rankings Region Lombardia

is on 3° place among 20 regions per % foreigners on total inhabitants

Foreigners Growth rate<sup>[1]</sup>: 17.1‰ ( 3° place among 20 regions)