








Foreign residents in **Municipality of DESIO** by gender and its related demographic balance, number of foreign minors, families with foreign head of household and number of households with at least one foreigner, segmentation per citizenship

SYNTHESIS DATA (YEAR 2019)				DEMOGRAPHIC BALANCE (YEAR 2019)		
	(n.)	% on foreigners	% on population		(n.)	% on population
Total Foreigners	4,236	100.00	10.09	Foreigners on 1th Jan.	4,083	9.72
Foreigner males	2,068	48.82	4.92	Births	81	0.19
Foreigner Females	2,168	51.18	5.16	Deaths	4	0.01
				Balance of nature	+77	0.18
				Registered	534	1.27
				Deleted	458	1.09
				Migration balance	+76	0.18
				Total balance	+153	0.36
				Foreigners on 31th Dec.	4,236	10.09

NATIONALITY (YEAR 2019)					
Nationality	(n.)			% on foreigners	% on population
Romania	1,067			25.19	2.54
Pakistan	807			19.05	1.92
Ucraina	329			7.77	0.78
Marocco	304			7.18	0.72
Albania	220			5.19	0.52
Ecuador	192			4.53	0.46
Egitto	173			4.08	0.41

Nationality	(n.)		% on foreigners	% on population
Cina Rep. Popolare	172		4.06	0.41
Moldova	122		2.88	0.29
Perù	111		2.62	0.26
Tunisia	86		2.03	0.20
Brasile	52		1.23	0.12
Senegal	48		1.13	0.11
Bulgaria	31		0.73	0.07
Nigeria	30		0.71	0.07

Δ Foreigners Growth rate = Foreigners Birth rate - Foreigners Death rate + Foreigners Migration rate

Rankings Municipality of desio

is on 1626° place among 7903 municipalities per % foreigners on total inhabitants

Foreigners Growth rate^[1]: 36.1‰ (1825° place among 7903 municipalities)