




Foreign residents in **Municipality of CARPANZANO** by gender and its related demographic balance, number of foreign minors, families with foreign head of household and number of households with at least one foreigner, segmentation per citizenship

SYNTHESIS DATA (YEAR 2019)				DEMOGRAPHIC BALANCE (YEAR 2019)			
	(n.)	% on foreigners	% on population		(n.)	% on foreigners	% on population
Total Foreigners	4	100.00	1.77	Foreigners on 1th Jan.	4		1.77
Foreigner males	1	25.00	0.44	Births	0		0.00
Foreigner Females	3	75.00	1.33	Deaths	0		0.00
				Balance of nature	+0		0.00
				Registered	1		0.44
				Deleted	1		0.44
				Migration balance	+0		0.00
				Total balance	+0		0.00
				Foreigners on 31th Dec.	4		1.77

NATIONALITY (YEAR 2019)				
Nationality	(n.)		% on foreigners	% on population
Colombia	2		50.00	0.88
Bulgaria	1		25.00	0.44
Costa d'Avorio	1		25.00	0.44

Δ Foreigners Growth rate = Foreigners Birth rate - Foreigners Death rate + Foreigners Migration rate

Rankings Municipality of carpanzano

is on 7154° place among 7903 municipalities per % foreigners on total inhabitants

Foreigners Growth rate^[1]: 0.0‰ (7559° place among 7903 municipalities)
