








Foreign residents in **Municipality of CAROLEI** by gender and its related demographic balance, number of foreign minors, families with foreign head of household and number of households with at least one foreigner, segmentation per citizenship

SYNTHESIS DATA (YEAR 2019)				DEMOGRAPHIC BALANCE (YEAR 2019)		
	(n.)	% on foreigners	% on population		(n.)	% on population
Total Foreigners	133	100.00	4.05	Foreigners on 1th Jan.	136	4.15
Foreigner males	84	63.16	2.56	Births	0	0.00
Foreigner Females	49	36.84	1.49	Deaths	0	0.00
				Balance of nature	+0	0.00
				Registered	10	0.30
				Deleted	13	0.40
				Migration balance	-3	-0.09
				Total balance	-3	-0.09
				Foreigners on 31th Dec.	133	4.05

NATIONALITY (YEAR 2019)

Nationality	(n.)		% on foreigners	% on population
Romania	22		16.54	0.67
Albania	17		12.78	0.52
Pakistan	11		8.27	0.34
Nigeria	10		7.52	0.30
Ucraina	9		6.77	0.27
Guinea	8		6.02	0.24
Senegal	7		5.26	0.21

Nationality	(n.)		% on foreigners	% on population
Polonia	5		3.76	0.15
El Salvador	5		3.76	0.15
Bangladesh	4		3.01	0.12
Costa d'Avorio	4		3.01	0.12
Mali	4		3.01	0.12
Marocco	4		3.01	0.12
Bielorussia	3		2.26	0.09
Gambia	3		2.26	0.09

[^](#) Foreigners Growth rate = Foreigners Birth rate - Foreigners Death rate + Foreigners Migration rate

Rankings Municipality of carolei

is on 5407° place among 7903 municipalities per % foreigners on total inhabitants

Foreigners Growth rate^[1]: -22.6‰ (6683° place among 7903 municipalities)

