








Foreign residents in **Municipality of CARNATE** by gender and its related demographic balance, number of foreign minors, families with foreign head of household and number of households with at least one foreigner, segmentation per citizenship

SYNTHESIS DATA (YEAR 2019)				DEMOGRAPHIC BALANCE (YEAR 2019)		
	(n.)	% on foreigners	% on population		(n.)	% on population
Total Foreigners	1,033	100.00	13.78	Foreigners on 1th Jan.	922	12.30
Foreigner males	502	48.60	6.70	Births	18	0.24
Foreigner Females	531	51.40	7.08	Deaths	3	0.04
				Balance of nature	+15	0.20
				Registered	202	2.69
				Deleted	106	1.41
				Migration balance	+96	1.28
				Total balance	+111	1.48
				Foreigners on 31th Dec.	1,033	13.78

NATIONALITY (YEAR 2019)					
Nationality	(n.)		% on foreigners	% on population	
Romania	303		29.33	4.04	
Albania	106		10.26	1.41	
Egitto	80		7.74	1.07	
Bangladesh	72		6.97	0.96	
Perù	66		6.39	0.88	
Marocco	46		4.45	0.61	
Moldova	32		3.10	0.43	

Nationality	(n.)		% on foreigners	% on population
Ecuador	28		2.71	0.37
India	26		2.52	0.35
Ucraina	23		2.23	0.31
Sri Lanka	21		2.03	0.28
Camerun	20		1.94	0.27
Senegal	19		1.84	0.25
Nigeria	16		1.55	0.21
Pakistan	15		1.45	0.20

Δ Foreigners Growth rate = Foreigners Birth rate - Foreigners Death rate + Foreigners Migration rate

Rankings Municipality of carnate

is on 555° place among 7903 municipalities per % foreigners on total inhabitants

Foreigners Growth rate^[1]: 107.5‰ (186° place among 7903 municipalities)

