








Foreign residents in **Municipality of BRUGHERIO** by gender and its related demographic balance, number of foreign minors, families with foreign head of household and number of households with at least one foreigner, segmentation per citizenship

SYNTHESIS DATA (YEAR 2019)				DEMOGRAPHIC BALANCE (YEAR 2019)		
	(n.)	% on foreigners	% on population		(n.)	% on population
Total Foreigners	3,269	100.00	9.27	Foreigners on 1th Jan.	3,138	8.90
Foreigner males	1,530	46.80	4.34	Births	45	0.13
Foreigner Females	1,739	53.20	4.93	Deaths	4	0.01
				Balance of nature	+41	0.12
				Registered	401	1.14
				Deleted	311	0.88
				Migration balance	+90	0.26
				Total balance	+131	0.37
				Foreigners on 31th Dec.	3,269	9.27

NATIONALITY (YEAR 2019)					
Nationality	(n.)		% on foreigners	% on population	
Romania	697		21.32	1.98	
Albania	302		9.24	0.86	
Egitto	243		7.43	0.69	
Sri Lanka	220		6.73	0.62	
Ucraina	209		6.39	0.59	
Perù	202		6.18	0.57	
Cina Rep. Popolare	180		5.51	0.51	

Nationality	(n.)		% on foreigners	% on population
Ecuador	149		4.56	0.42
Marocco	136		4.16	0.39
Senegal	102		3.12	0.29
Moldova	95		2.91	0.27
Filippine	84		2.57	0.24
Bulgaria	42		1.28	0.12
Bolivia	41		1.25	0.12
Brasile	34		1.04	0.10

▲ Foreigners Growth rate = Foreigners Birth rate - Foreigners Death rate + Foreigners Migration rate

Rankings Municipality of brugherio

is on 1973° place among 7903 municipalities per % foreigners on total inhabitants

Foreigners Growth rate^[1]: 40.1‰ (972° place among 7903 municipalities)

