








Foreign residents in **Municipality of BOFFALORA D'ADDA** by gender and its related demographic balance, number of foreign minors, families with foreign head of household and number of households with at least one foreigner, segmentation per citizenship

| SYNTHESIS DATA (YEAR 2019) |      |                 |                 | DEMOGRAPHIC BALANCE (YEAR 2019) |      |                 |  |
|----------------------------|------|-----------------|-----------------|---------------------------------|------|-----------------|--|
|                            | (n.) | % on foreigners | % on population |                                 | (n.) | % on population |  |
| Total Foreigners           | 169  | 100.00          | 9.55            | Foreigners on 1th Jan.          | 194  | 10.97           |  |
| Foreigner males            | 92   | 54.44           | 5.20            | Births                          | 4    | 0.23            |  |
| Foreigner Females          | 77   | 45.56           | 4.35            | Deaths                          | 0    | 0.00            |  |
|                            |      |                 |                 | Balance of nature               | +4   | 0.23            |  |
|                            |      |                 |                 | Registered                      | 20   | 1.13            |  |
|                            |      |                 |                 | Deleted                         | 49   | 2.77            |  |
|                            |      |                 |                 | Migration balance               | -29  | -1.64           |  |
|                            |      |                 |                 | Total balance                   | -25  | -1.41           |  |
|                            |      |                 |                 | Foreigners on 31th Dec.         | 169  | 9.55            |  |

| NATIONALITY (YEAR 2019) |      |  |                 |                 |
|-------------------------|------|--|-----------------|-----------------|
| Nationality             | (n.) |  | % on foreigners | % on population |
| Romania                 | 74   |  | 43.79           | 4.18            |
| Egitto                  | 20   |   | 11.83           | 1.13            |
| Albania                 | 14   |   | 8.28            | 0.79            |
| India                   | 11   |   | 6.51            | 0.62            |
| Marocco                 | 11   |   | 6.51            | 0.62            |
| Nigeria                 | 8    |   | 4.73            | 0.45            |
| Togo                    | 6    |   | 3.55            | 0.34            |

| Nationality  | (n.) |   | % on foreigners | % on population |
|--------------|------|---|-----------------|-----------------|
| Thailandia   | 3    | ■ | 1.78            | 0.17            |
| Francia      | 2    | ■ | 1.18            | 0.11            |
| Ucraina      | 2    | ■ | 1.18            | 0.11            |
| Kirghizistan | 2    | ■ | 1.18            | 0.11            |
| Colombia     | 2    | ■ | 1.18            | 0.11            |
| Germania     | 1    | ■ | 0.59            | 0.06            |
| Polonia      | 1    | ■ | 0.59            | 0.06            |
| Portogallo   | 1    | ■ | 0.59            | 0.06            |

▲ Foreigners Growth rate = Foreigners Birth rate - Foreigners Death rate + Foreigners Migration rate

## Rankings Municipality of boffalora d'adda

is on 1856° place among 7903 municipalities per % foreigners on total inhabitants

Foreigners Growth rate<sup>[1]</sup>: -147.9‰ ( 3451° place among 7903 municipalities)

