








Foreign residents in **Municipality of BISIGNANO** by gender and its related demographic balance, number of foreign minors, families with foreign head of household and number of households with at least one foreigner, segmentation per citizenship

SYNTHESIS DATA (YEAR 2019)				DEMOGRAPHIC BALANCE (YEAR 2019)			
	(n.)	% on foreigners	% on population		(n.)	% on population	
Total Foreigners	630	100.00	6.21	Foreigners on 1th Jan.	603	5.94	
Foreigner males	322	51.11	3.17	Births	2	0.02	
Foreigner Females	308	48.89	3.04	Deaths	0	0.00	
				Balance of nature	+2	0.02	
				Registered	61	0.60	
				Deleted	36	0.35	
				Migration balance	+25	0.25	
				Total balance	+27	0.27	
				Foreigners on 31th Dec.	630	6.21	

NATIONALITY (YEAR 2019)				
Nationality	(n.)		% on foreigners	% on population
Romania	286		45.40	2.82
Marocco	80		12.70	0.79
Bulgaria	79		12.54	0.78
Germania	23		3.65	0.23
Albania	15		2.38	0.15
Polonia	15		2.38	0.15
Sri Lanka	15		2.38	0.15

Nationality	(n.)		% on foreigners	% on population
India	13	■	2.06	0.13
Bangladesh	12	■	1.90	0.12
Pakistan	10	■	1.59	0.10
Ucraina	9	■	1.43	0.09
Serbia	8	■	1.27	0.08
Cina Rep. Popolare	8	■	1.27	0.08
Senegal	8	■	1.27	0.08
Mali	5	■	0.79	0.05

▲ Foreigners Growth rate = Foreigners Birth rate - Foreigners Death rate + Foreigners Migration rate

## Rankings Municipality of bisignano

is on 3829° place among 7903 municipalities per % foreigners on total inhabitants

Foreigners Growth rate<sup>[1]</sup>: 42.9‰ ( 2377° place among 7903 municipalities)

