








Foreign residents in **Province of BERGAMO** by gender and its related demographic balance, number of foreign minors, families with foreign head of household and number of households with at least one foreigner, segmentation per citizenship

| SYNTHESIS DATA (YEAR 2019) | | | | DEMOGRAPHIC BALANCE (YEAR 2019) | | |
|----------------------------|---------|-----------------|-----------------|---------------------------------|---------|-----------------|
| | (n.) | % on foreigners | % on population | | (n.) | % on population |
| Total Foreigners | 122,585 | 100.00 | 10.98 | Foreigners on 1th Jan. | 121,344 | 10.87 |
| Foreigner males | 60,844 | 49.63 | 5.45 | Births | 1,899 | 0.17 |
| Foreigner Females | 61,741 | 50.37 | 5.53 | Deaths | 161 | 0.01 |
| | | | | Balance of nature | +1,738 | 0.16 |
| | | | | Registered | 16,461 | 1.47 |
| | | | | Deleted | 16,958 | 1.52 |
| | | | | Migration balance | -497 | -0.04 |
| | | | | Total balance | +1,241 | 0.11 |
| | | | | Foreigners on 31th Dec. | 122,585 | 10.98 |

| NATIONALITY (YEAR 2019) | | | | |
|-------------------------|--------|--|-----------------|-----------------|
| Nationality | (n.) | | % on foreigners | % on population |
| Marocco | 17,637 |  | 14.39 | 1.58 |
| Romania | 17,317 |  | 14.13 | 1.55 |
| Albania | 11,286 |  | 9.21 | 1.01 |
| India | 10,257 |  | 8.37 | 0.92 |
| Senegal | 10,001 |  | 8.16 | 0.90 |
| Bolivia | 5,691 |  | 4.64 | 0.51 |
| Ucraina | 5,275 |  | 4.30 | 0.47 |

| Nationality | (n.) | | % on foreigners | % on population |
|--------------------|-------|--|-----------------|-----------------|
| Pakistan | 5,189 | | 4.23 | 0.46 |
| Cina Rep. Popolare | 4,428 | | 3.61 | 0.40 |
| Egitto | 3,635 | | 2.97 | 0.33 |
| Nigeria | 2,289 | | 1.87 | 0.21 |
| Kosovo | 1,867 | | 1.52 | 0.17 |
| Tunisia | 1,669 | | 1.36 | 0.15 |
| Costa d'Avorio | 1,668 | | 1.36 | 0.15 |
| Bangladesh | 1,580 | | 1.29 | 0.14 |

▲ Foreigners Growth rate = Foreigners Birth rate - Foreigners Death rate + Foreigners Migration rate

Rankings Province of bergamo

is on 26° place among 107 provinces per % foreigners on total inhabitants

Foreigners Growth rate^[1]: 10.1‰ (12° place among 107 provinces)