








Foreign residents in **Municipality of BARLASSINA** by gender and its related demographic balance, number of foreign minors, families with foreign head of household and number of households with at least one foreigner, segmentation per citizenship

SYNTHESIS DATA (YEAR 2019)				DEMOGRAPHIC BALANCE (YEAR 2019)			
	(n.)	% on foreigners	% on population		(n.)	% on population	
Total Foreigners	667	100.00	9.58	Foreigners on 1th Jan.	659	9.46	
Foreigner males	338	50.67	4.85	Births	10	0.14	
Foreigner Females	329	49.33	4.72	Deaths	2	0.03	
				Balance of nature	+8	0.11	
				Registered	106	1.52	
				Deleted	106	1.52	
				Migration balance	+0	0.00	
				Total balance	+8	0.11	
				Foreigners on 31th Dec.	667	9.58	

NATIONALITY (YEAR 2019)					
Nationality	(n.)		% on foreigners	% on population	
Pakistan	195		29.24	2.80	
Romania	99		14.84	1.42	
Marocco	86		12.89	1.23	
Ucraina	57		8.55	0.82	
Albania	45		6.75	0.65	
Cina Rep. Popolare	30		4.50	0.43	
Senegal	23		3.45	0.33	

Nationality	(n.)		% on foreigners	% on population
Perù	21		3.15	0.30
Bangladesh	18		2.70	0.26
Egitto	8		1.20	0.11
Rep. Dominicana	8		1.20	0.11
Nigeria	7		1.05	0.10
Ecuador	7		1.05	0.10
Brasile	6		0.90	0.09
Polonia	5		0.75	0.07

[▲](#) Foreigners Growth rate = Foreigners Birth rate - Foreigners Death rate + Foreigners Migration rate

## Rankings Municipality of barlassina

is on 1843° place among 7903 municipalities per % foreigners on total inhabitants

Foreigners Growth rate<sup>[1]</sup>: 12.0‰ ( 3990° place among 7903 municipalities)

