








Foreign residents in **Province of ASCOLI PICENO** by gender and its related demographic balance, number of foreign minors, families with foreign head of household and number of households with at least one foreigner, segmentation per citizenship

SYNTHESIS DATA (YEAR 2019)				DEMOGRAPHIC BALANCE (YEAR 2019)		
	(n.)	% on foreigners	% on population		(n.)	% on population
Total Foreigners	14,369	100.00	6.96	Foreigners on 1th Jan.	14,253	6.91
Foreigner males	6,299	43.84	3.05	Births	146	0.07
Foreigner Females	8,070	56.16	3.91	Deaths	28	0.01
				Balance of nature	+118	0.06
				Registered	1,831	0.89
				Deleted	1,833	0.89
				Migration balance	-2	0.00
				Total balance	+116	0.06
				Foreigners on 31th Dec.	14,369	6.96

NATIONALITY (YEAR 2019)					
Nationality	(n.)		% on foreigners	% on population	
Romania	2,785		19.38	1.35	
Albania	2,356		16.40	1.14	
Cina Rep. Popolare	1,109		7.72	0.54	
Marocco	1,080		7.52	0.52	
Polonia	830		5.78	0.40	
India	548		3.81	0.27	
Nigeria	529		3.68	0.26	

Nationality	(n.)		% on foreigners	% on population
Ucraina	516		3.59	0.25
Macedonia	457		3.18	0.22
Senegal	399		2.78	0.19
Filippine	347		2.41	0.17
Pakistan	232		1.61	0.11
Tunisia	229		1.59	0.11
Bangladesh	187		1.30	0.09
Russia Federazione	183		1.27	0.09

Δ Foreigners Growth rate = Foreigners Birth rate - Foreigners Death rate + Foreigners Migration rate

Rankings Province of ascoli piceno

is on 67° place among 107 provinces per % foreigners on total inhabitants

Foreigners Growth rate^[1]: 8.1‰ (68° place among 107 provinces)

