















Foreign residents in **Municipality of APRIGLIANO** by gender and its related demographic balance, number of foreign minors, families with foreign head of household and number of households with at least one foreigner, segmentation per citizenship

| SYNTHESIS DATA (YEAR 2019) | | | | DEMOGRAPHIC BALANCE (YEAR 2019) | | | |
|----------------------------|------|-----------------|-----------------|---------------------------------|------|-----------------|--|
| | (n.) | % on foreigners | % on population | | (n.) | % on population | |
| Total Foreigners | 43 | 100.00 | 1.60 | Foreigners on 1th Jan. | 90 | 3.35 | |
| Foreigner males | 19 | 44.19 | 0.71 | Births | 0 | 0.00 | |
| Foreigner Females | 24 | 55.81 | 0.89 | Deaths | 0 | 0.00 | |
| | | | | Balance of nature | +0 | 0.00 | |
| | | | | Registered | 5 | 0.19 | |
| | | | | Deleted | 52 | 1.93 | |
| | | | | Migration balance | -47 | -1.75 | |
| | | | | Total balance | -47 | -1.75 | |
| | | | | Foreigners on 31th Dec. | 43 | 1.60 | |

| NATIONALITY (YEAR 2019) | | | | |
|-------------------------|------|--|-----------------|-----------------|
| Nationality | (n.) | | % on foreigners | % on population |
| Romania | 17 |  | 39.53 | 0.63 |
| Polonia | 7 |  | 16.28 | 0.26 |
| Brasile | 6 |  | 13.95 | 0.22 |
| Canada | 3 |  | 6.98 | 0.11 |
| Ucraina | 1 |  | 2.33 | 0.04 |
| Russia Federazione | 1 |  | 2.33 | 0.04 |
| Bielorussia | 1 |  | 2.33 | 0.04 |

| Nationality | (n.) | | % on foreigners | % on population |
|-------------|------|---|-----------------|-----------------|
| Giappone | 1 |  | 2.33 | 0.04 |
| India | 1 |  | 2.33 | 0.04 |
| Gambia | 1 |  | 2.33 | 0.04 |
| Ghana | 1 |  | 2.33 | 0.04 |
| Marocco | 1 |  | 2.33 | 0.04 |
| Nigeria | 1 |  | 2.33 | 0.04 |
| Venezuela | 1 |  | 2.33 | 0.04 |
| Stati Uniti | 0 | | 0.00 | 0.00 |

[^](#) Foreigners Growth rate = Foreigners Birth rate - Foreigners Death rate + Foreigners Migration rate

Rankings Municipality of aprigliano

is on 7277° place among 7903 municipalities per % foreigners on total inhabitants

Foreigners Growth rate^[1]: -1,093.0‰ (7529° place among 7903 municipalities)

