








Foreign residents in **Municipality of APECCHIO** by gender and its related demographic balance, number of foreign minors, families with foreign head of household and number of households with at least one foreigner, segmentation per citizenship

SYNTHESIS DATA (YEAR 2019)				DEMOGRAPHIC BALANCE (YEAR 2019)		
	(n.)	% on foreigners	% on population		(n.)	% on population
Total Foreigners	191	100.00	10.69	Foreigners on 1th Jan.	186	10.41
Foreigner males	93	48.69	5.20	Births	1	0.06
Foreigner Females	98	51.31	5.48	Deaths	0	0.00
				Balance of nature	+1	0.06
				Registered	25	1.40
				Deleted	21	1.18
				Migration balance	+4	0.22
				Total balance	+5	0.28
				Foreigners on 31th Dec.	191	10.69

NATIONALITY (YEAR 2019)					
Nationality	(n.)		% on foreigners	% on population	
Romania	112		58.64	6.27	
Cina Rep. Popolare	34		17.80	1.90	
Macedonia	15		7.85	0.84	
Ucraina	8		4.19	0.45	
Albania	5		2.62	0.28	
Moldova	3		1.57	0.17	
Regno Unito	2		1.05	0.11	

Nationality	(n.)		% on foreigners	% on population
Lettonia	2	█	1.05	0.11
Croazia	2	█	1.05	0.11
Bielorussia	2	█	1.05	0.11
Perù	2	█	1.05	0.11
Germania	1	█	0.52	0.06
Paesi Bassi	1	█	0.52	0.06
Tunisia	1	█	0.52	0.06
Brasile	1	█	0.52	0.06

▲ Foreigners Growth rate = Foreigners Birth rate - Foreigners Death rate + Foreigners Migration rate

Rankings Municipality of apecchio

is on 1391° place among 7903 municipalities per % foreigners on total inhabitants

Foreigners Growth rate^[1]: 26.2‰ (4064° place among 7903 municipalities)

