








Foreign residents in **Municipality of AMANTEA** by gender and its related demographic balance, number of foreign minors, families with foreign head of household and number of households with at least one foreigner, segmentation per citizenship

SYNTHESIS DATA (YEAR 2019)				DEMOGRAPHIC BALANCE (YEAR 2019)		
	(n.)	% on foreigners	% on population		(n.)	% on population
Total Foreigners	723	100.00	5.14	Foreigners on 1th Jan.	720	5.12
Foreigner males	409	56.57	2.91	Births	5	0.04
Foreigner Females	314	43.43	2.23	Deaths	0	0.00
				Balance of nature	+5	0.04
				Registered	72	0.51
				Deleted	74	0.53
				Migration balance	-2	-0.01
				Total balance	+3	0.02
				Foreigners on 31th Dec.	723	5.14

NATIONALITY (YEAR 2019)					
Nationality	(n.)			% on foreigners	% on population
Romania	176			24.34	1.25
Bangladesh	89			12.31	0.63
Nigeria	71			9.82	0.50
Bulgaria	55			7.61	0.39
Marocco	48			6.64	0.34
Cina Rep. Popolare	31			4.29	0.22
Ucraina	30			4.15	0.21

Nationality	(n.)		% on foreigners	% on population
India	20		2.77	0.14
Venezuela	18		2.49	0.13
Senegal	18		2.49	0.13
Mali	18		2.49	0.13
Ghana	15		2.07	0.11
Gambia	14		1.94	0.10
Guinea	13		1.80	0.09
Polonia	9		1.24	0.06

[^](#) Foreigners Growth rate = Foreigners Birth rate - Foreigners Death rate + Foreigners Migration rate

Rankings Municipality of amantea

is on 4582° place among 7903 municipalities per % foreigners on total inhabitants

Foreigners Growth rate^[1]: 4.1‰ (2573° place among 7903 municipalities)

