








Foreign residents in **Municipality of ACQUAFORMOSA** by gender and its related demographic balance, number of foreign minors, families with foreign head of household and number of households with at least one foreigner, segmentation per citizenship

| SYNTHESIS DATA (YEAR 2019) | | | | DEMOGRAPHIC BALANCE (YEAR 2019) | | |
|----------------------------|------|-----------------|-----------------|---------------------------------|------|-----------------|
| | (n.) | % on foreigners | % on population | | (n.) | % on population |
| Total Foreigners | 88 | 100.00 | 8.27 | Foreigners on 1th Jan. | 98 | 9.21 |
| Foreigner males | 57 | 64.77 | 5.36 | Births | 2 | 0.19 |
| Foreigner Females | 31 | 35.23 | 2.91 | Deaths | 0 | 0.00 |
| | | | | Balance of nature | +2 | 0.19 |
| | | | | Registered | 42 | 3.95 |
| | | | | Deleted | 54 | 5.08 |
| | | | | Migration balance | -12 | -1.13 |
| | | | | Total balance | -10 | -0.94 |
| | | | | Foreigners on 31th Dec. | 88 | 8.27 |

| NATIONALITY (YEAR 2019) | | | | | |
|-------------------------|------|--|-----------------|-----------------|--|
| Nationality | (n.) | | % on foreigners | % on population | |
| Sudan | 17 |  | 19.32 | 1.60 | |
| Nigeria | 12 |  | 13.64 | 1.13 | |
| Eritrea | 9 |  | 10.23 | 0.85 | |
| Albania | 7 |  | 7.95 | 0.66 | |
| Pakistan | 6 |  | 6.82 | 0.56 | |
| Costa d'Avorio | 5 |  | 5.68 | 0.47 | |
| Camerun | 4 |  | 4.55 | 0.38 | |

| Nationality | (n.) | | % on foreigners | % on population |
|-------------|------|--|-----------------|-----------------|
| Gambia | 4 | | 4.55 | 0.38 |
| Tunisia | 4 | | 4.55 | 0.38 |
| Iran | 3 | | 3.41 | 0.28 |
| Siria | 3 | | 3.41 | 0.28 |
| Kosovo | 2 | | 2.27 | 0.19 |
| Etiopia | 2 | | 2.27 | 0.19 |
| Mali | 2 | | 2.27 | 0.19 |
| Bulgaria | 1 | | 1.14 | 0.09 |

▲ Foreigners Growth rate = Foreigners Birth rate - Foreigners Death rate + Foreigners Migration rate

Rankings Municipality of acquaformosa

is on 2542° place among 7903 municipalities per % foreigners on total inhabitants

Foreigners Growth rate^[1]: -113.6‰ (7286° place among 7903 municipalities)

