

Resident families and related trend since (Year 2018), the average number of members of the family and its related trend since (Year 2018), civil status: bachelors/Bachelorette, married, divorced and widows / widowers in **Region VALLE D'AOSTA/VALLÉE D'AOSTE**

CIVIL STATUS (YEAR 2018)

Civil Status	(n.)	%
Bachelors	30,180	24.02
Bachelorette	25,071	19.95
Married Males	26,984	21.47
Married Females	27,502	21.88
Divorced Males	2,625	2.09
Divorced Females	3,544	2.82
Widowers	1,634	1.30
Widows	8,126	6.47
Total Residents	125,666	100.00

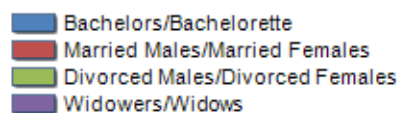
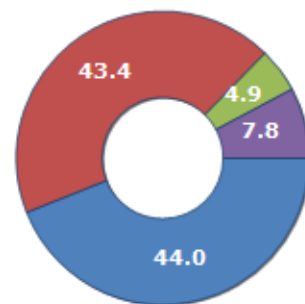
FAMILIES TREND

Year	Families (N.)	Variation % on previous year	Average components
2013	61,390	-	2.09
2014	61,457	+0.11	2.09
2015	61,198	-0.42	2.08
2016	61,030	-0.27	2.08
2017	60,918	-0.18	2.07
2018	61,181	+0.43	2.05

Average annual variation (2013/2018): **-0.07**

Average annual variation (2015/2018): **-0.01**

CIVIL STATUS (YEAR 2018)

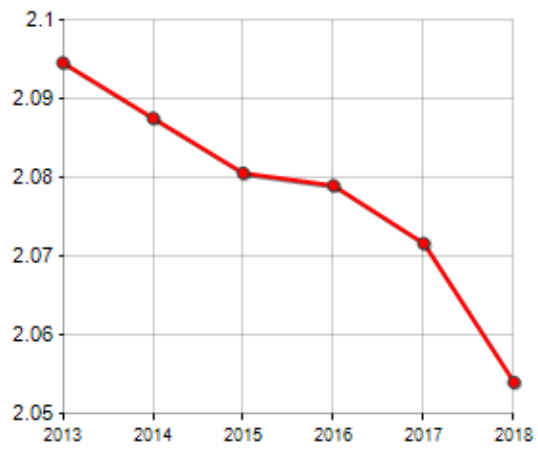


TREND N ° FAMILY MEMBERS

Rankings Region valle d'aosta/vallée d'aoste

is on 20° place among 20 regions for average number of components of the family

is on 3° place among 20 regions per % Bachelors/Bachelorette



is on 1° place among 20 regions per % Divorced Males/ Divorced Females

is on 10° place among 20 regions per % Widows (Male/Female)