

Resident families and related trend since (Year 2019), the average number of members of the family and its related trend since (Year 2019), civil status: bachelors/Bachelorette, married, divorced and widows / widowers in **Region UMBRIA**

CIVIL STATUS (YEAR 2018)

Civil Status	(n.)	%
Bachelors	190,767	21.63
Bachelorette	163,386	18.52
Married Males	212,116	24.05
Married Females	217,777	24.69
Divorced Males	10,039	1.14
Divorced Females	15,035	1.70
Widowers	11,897	1.35
Widows	60,998	6.92
Total Residents	882,015	100.00

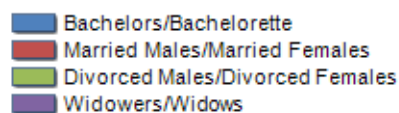
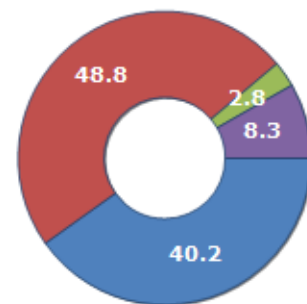
FAMILIES TREND

Year	Families (N.)	Variation % on previous year	Average components
2014	382,923	-	2.34
2015	383,427	+0.13	2.32
2016	385,072	+0.43	2.31
2017	385,209	+0.04	2.30
2018	386,420	+0.31	2.29
2019	388,270	+0.48	2.27

Average annual variation (2014/2019): **+0.28**

Average annual variation (2016/2019): **+0.28**

CIVIL STATUS (YEAR 2018)

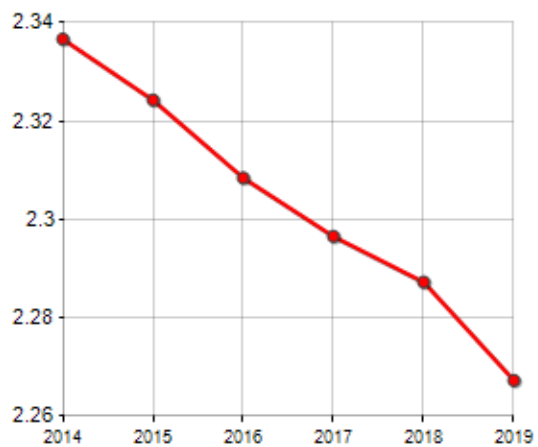


TREND N ° FAMILY MEMBERS

Rankings Region umbria

is on 12° place among 20 regions for average number of components of the family

is on 19° place among 20 regions per % Bachelors/Bachelorette



is on 11° place among 20 regions per % Divorced Males/
Divorced Females

is on 5° place among 20 regions per % Widows (Male/Female)