

Resident families and related trend since (Year 2019), the average number of members of the family and its related trend since (Year 2019), civil status: bachelors/Bachelorette, married, divorced and widows / widowers in
Municipality of MASCALI

CIVIL STATUS (YEAR 2018)

Civil Status	(n.)	%
Bachelors	3,313	23.11
Bachelorette	2,915	20.33
Married Males	3,495	24.38
Married Females	3,487	24.32
Divorced Males	135	0.94
Divorced Females	182	1.27
Widowers	153	1.07
Widows	657	4.58
Total Residents	14,337	100.00

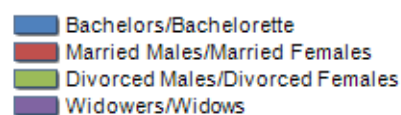
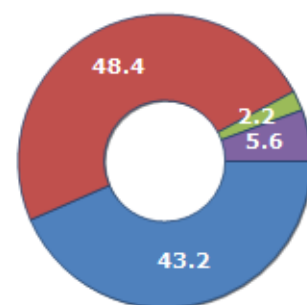
FAMILIES TREND

Year	Families (N.)	Variation % on previous year	Average components
2014	6,084	-	2.33
2015	6,123	+0.64	2.33
2016	6,120	-0.05	2.33
2017	6,193	+1.19	2.31
2018	6,262	+1.11	2.29
2019	6,369	+1.71	2.27

Average annual variation (2014/2019): **+0.92**

Average annual variation (2016/2019): **+1.34**

CIVIL STATUS (YEAR 2018)

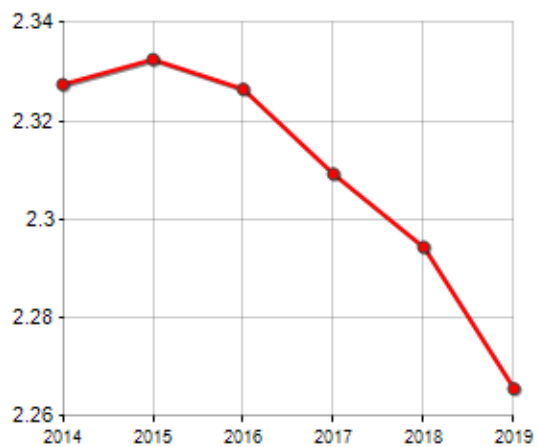


TREND N ° FAMILY MEMBERS

Rankings Municipality of mascali

is on 4340° place among 7903 municipalities for average number of components of the family

is on 2092° place among 7903 municipalities per % Bachelors/Bachelorette



is on 4791° place among 7903 municipalities per % Divorced Males/ Divorced Females

is on 7278° place among 7903 municipalities per % Widows (Male/Female)