

Resident families and related trend since (Year 2019), the average number of members of the family and its related trend since (Year 2019), civil status: bachelors/Bachelorette, married, divorced and widows / widowers in **Region LOMBARDIA**

CIVIL STATUS (YEAR 2018)

Civil Status	(n.)	%
Bachelors	2,341,426	23.27
Bachelorette	1,984,291	19.72
Married Males	2,322,400	23.08
Married Females	2,359,625	23.45
Divorced Males	140,667	1.40
Divorced Females	198,533	1.97
Widowers	119,958	1.19
Widows	593,674	5.90
Total Residents	10,060,574	100.00

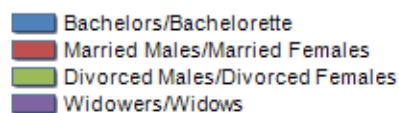
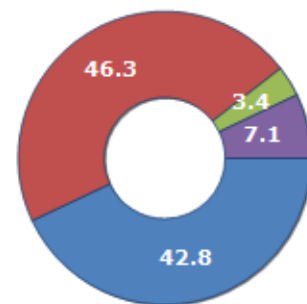
FAMILIES TREND

Year	Families (N.)	Variation % on previous year	Average components
2014	4,400,798	-	2.27
2015	4,416,351	+0.35	2.27
2016	4,439,434	+0.52	2.26
2017	4,460,150	+0.47	2.25
2018	4,491,502	+0.70	2.25
2019	4,525,032	+0.75	2.23

Average annual variation (2014/2019): **+0.56**

Average annual variation (2016/2019): **+0.64**

CIVIL STATUS (YEAR 2018)



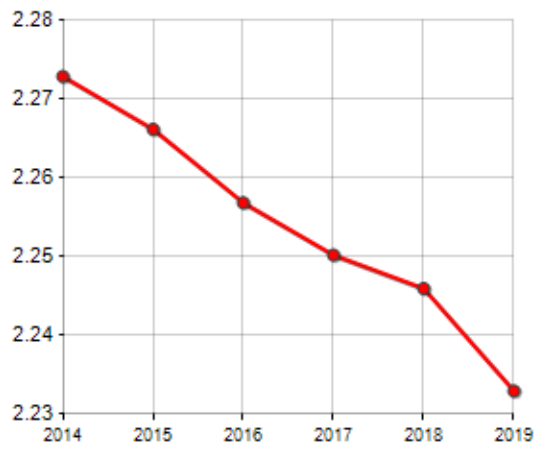
TREND N ° FAMILY MEMBERS

Rankings Region lombardia

is on 14° place among 20 regions for average number of components of the family

is on 7° place among 20 regions per % Bachelors/Bachelorette

is on 8° place among 20 regions per % Divorced Males/



Divorced Females

is on 16° place among 20 regions per % Widows (Male/Female)