

Resident families and related trend since (Year 2018), the average number of members of the family and its related trend since (Year 2018), civil status: bachelors/Bachelorette, married, divorced and widows / widowers in **Region LAZIO**

CIVIL STATUS (YEAR 2018)

Civil Status	(n.)	%
Bachelors	1,357,242	23.09
Bachelorette	1,216,520	20.69
Married Males	1,338,068	22.76
Married Females	1,368,059	23.27
Divorced Males	72,839	1.24
Divorced Females	119,690	2.04
Widowers	70,257	1.20
Widows	336,407	5.72
Total Residents	5,879,082	100.00

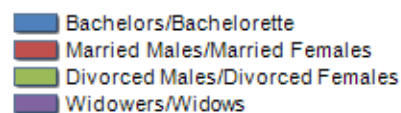
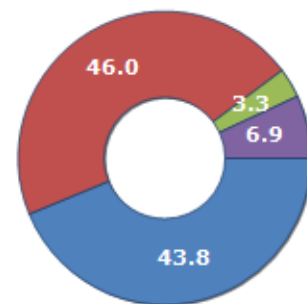
FAMILIES TREND

Year	Families (N.)	Variation % on previous year	Average components
2013	2,636,282	-	2.23
2014	2,633,678	-0.10	2.24
2015	2,632,738	-0.04	2.24
2016	2,646,277	+0.51	2.23
2017	2,656,942	+0.40	2.22
2018	2,654,183	-0.10	2.22

Average annual variation (2013/2018): **+0.14**

Average annual variation (2015/2018): **+0.27**

CIVIL STATUS (YEAR 2018)



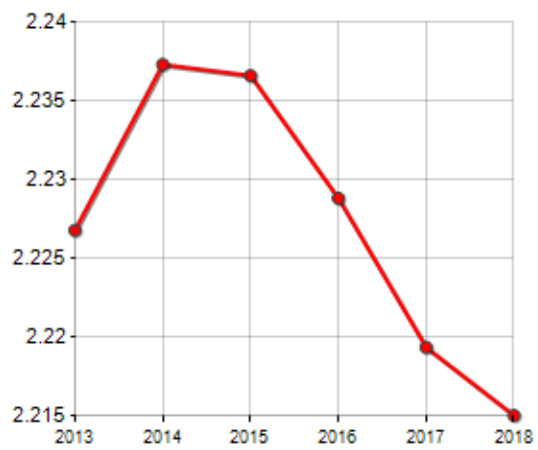
TREND N ° FAMILY MEMBERS

Rankings Region lazio

is on 16° place among 20 regions for average number of components of the family

is on 4° place among 20 regions per % Bachelors/Bachelorette

is on 9° place among 20 regions per % Divorced Males/



Divorced Females

is on 17° place among 20 regions per % Widows (Male/Female)