

Resident families and related trend since (Year 2019), the average number of members of the family and its related trend since (Year 2019), civil status: bachelors/Bachelorette, married, divorced and widows / widowers in **Region FRIULI-VENEZIA GIULIA**

## CIVIL STATUS (YEAR 2018)

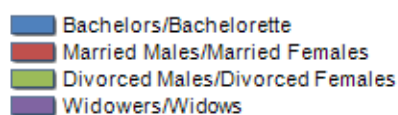
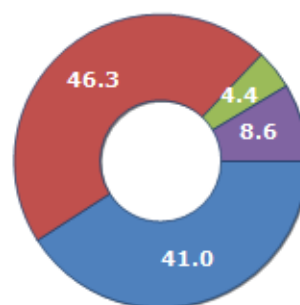
Civil Status	(n.)	%
Bachelors	272,749	22.44
Bachelorette	224,435	18.47
Married Males	278,948	22.95
Married Females	282,112	23.21
Divorced Males	22,266	1.83
Divorced Females	30,762	2.53
Widowers	16,839	1.39
Widows	87,109	7.17
Total Residents	1,215,220	100.00

## FAMILIES TREND

Year	Families (N.)	Variation % on previous year	Average components
2014	560,877	-	2.19
2015	560,633	-0.04	2.18
2016	561,735	+0.20	2.17
2017	562,566	+0.15	2.16
2018	562,880	+0.06	2.16
2019	564,618	+0.31	2.15

Average annual variation (2014/2019): **+0.13**

Average annual variation (2016/2019): **+0.17**

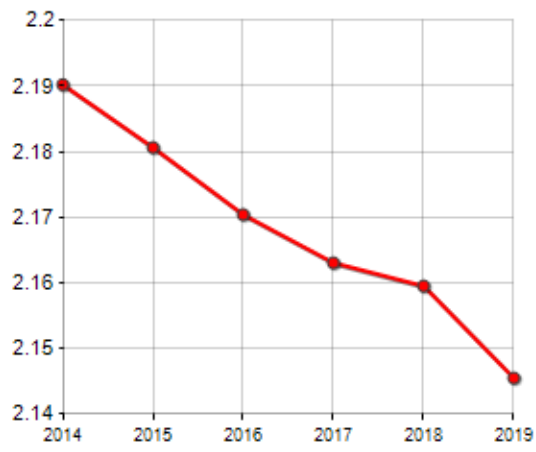
CIVIL STATUS  
(YEAR 2018)

## TREND N ° FAMILY MEMBERS

## Rankings Region friuli-venezia giulia

is on 19° place among 20 regions for average number of components of the family

is on 16° place among 20 regions per %



### Bachelors/Bachelorette

is on 3° place among 20 regions per % Divorced Males/ Divorced Females

is on 2° place among 20 regions per % Widows ( Male/Female )