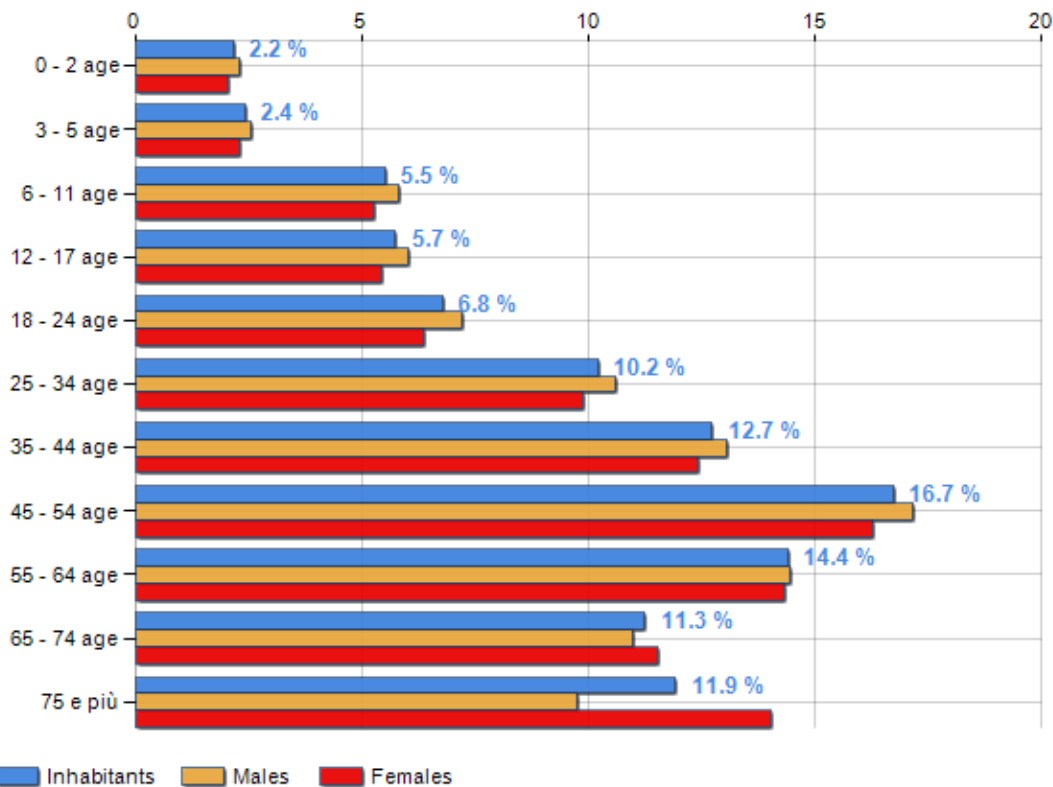


Age classes per gender and related impact, average age and old-age index in **Region VENETO**

POPULATION BY AGE (YEAR 2019)

Classes	Males		Females		Total	
	(n.)	%	(n.)	%	(n.)	%
0 - 2 age	54,867	2.28	51,687	2.06	106,554	2.17
3 - 5 age	61,116	2.54	58,052	2.32	119,168	2.43
6 - 11 age	139,615	5.81	131,948	5.27	271,563	5.53
12 - 17 age	145,417	6.05	136,707	5.46	282,124	5.75
18 - 24 age	173,954	7.24	159,721	6.38	333,675	6.80
25 - 34 age	254,780	10.60	247,218	9.87	501,998	10.23
35 - 44 age	314,053	13.07	311,529	12.44	625,582	12.75
45 - 54 age	413,228	17.19	408,363	16.31	821,591	16.74
55 - 64 age	347,952	14.48	359,012	14.34	706,964	14.41
65 - 74 age	263,866	10.98	288,545	11.52	552,411	11.26
75 e più	234,512	9.76	351,562	14.04	586,074	11.94
Total	2,403,360	100.00	2,504,344	100.00	4,907,704	100.00

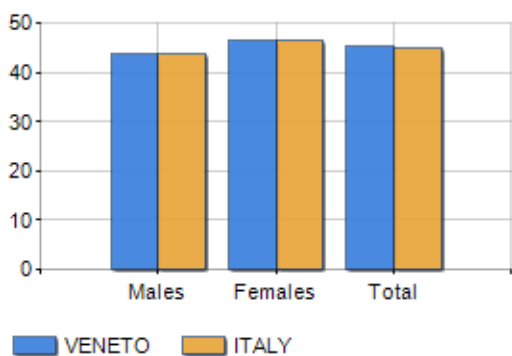
AGE CLASSES (YEAR 2019)



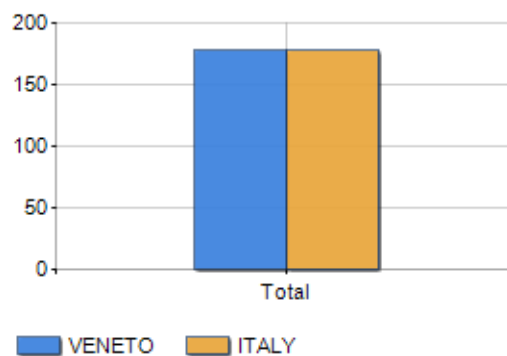
AVERAGE AGE AND OLD-AGE INDEX (YEAR 2019)

	Males	Females	Total
Average age (Years)	44.00	46.72	45.39
Old-age index ^[1]	-	-	178.21

AVERAGE AGE (YEARS)



OLD-AGE INDEX



¹ Old-age index = (Inhabitants > 65 years old / Inhabitants 0-14 years old) * 100

Rankings Region veneto

is on 13° place among 20 regions per average age
is on 13° place among 20 regions per old-age index
is on 8° place among 20 regions per % inhabitants < 15 years old
is on 13° place among 20 regions per % inhabitants > 64 years old
