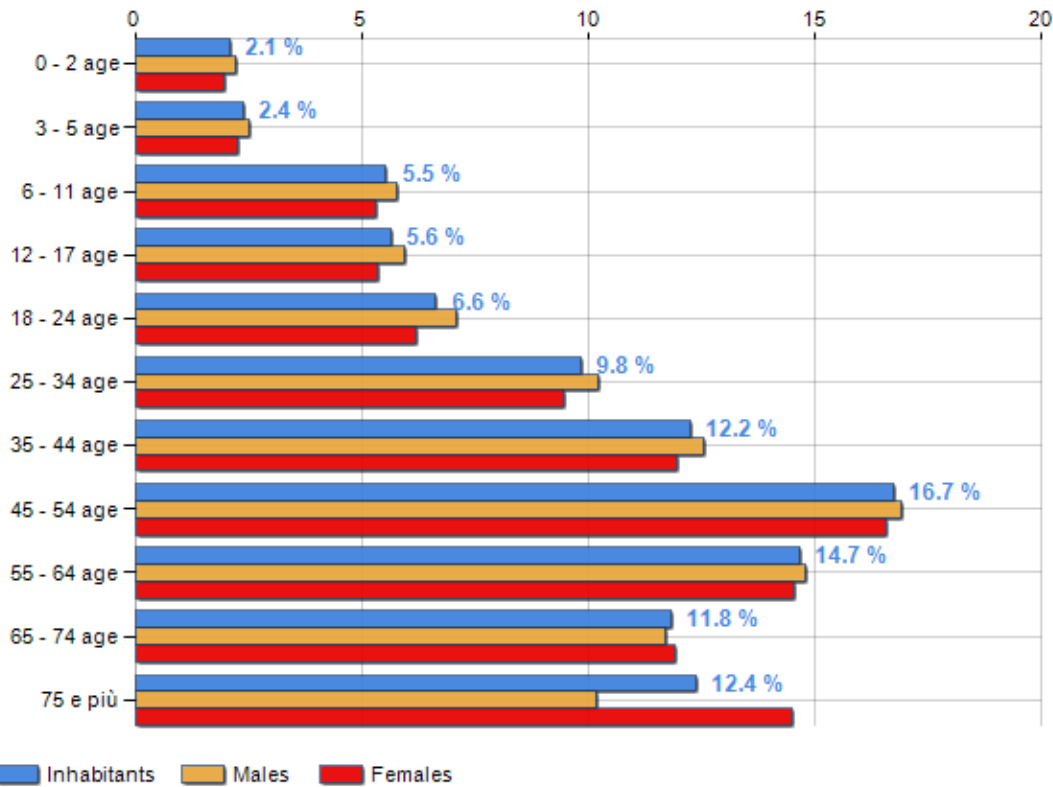


Age classes per gender and related impact, average age and old-age index in **Region VALLE D'AOSTA/VALLÉE D'AOSTE**

POPULATION BY AGE (YEAR 2019)

Classes	Males		Females		Total	
	(n.)	%	(n.)	%	(n.)	%
0 - 2 age	1,366	2.23	1,248	1.94	2,614	2.08
3 - 5 age	1,546	2.52	1,441	2.25	2,987	2.38
6 - 11 age	3,551	5.79	3,398	5.29	6,949	5.54
12 - 17 age	3,649	5.95	3,437	5.36	7,086	5.65
18 - 24 age	4,361	7.11	3,975	6.19	8,336	6.64
25 - 34 age	6,277	10.24	6,061	9.44	12,338	9.83
35 - 44 age	7,698	12.55	7,673	11.96	15,371	12.25
45 - 54 age	10,366	16.90	10,652	16.60	21,018	16.75
55 - 64 age	9,085	14.81	9,328	14.54	18,413	14.67
65 - 74 age	7,186	11.72	7,656	11.93	14,842	11.83
75 e più	6,240	10.18	9,307	14.50	15,547	12.39
<b>Total</b>	<b>61,325</b>	<b>100.00</b>	<b>64,176</b>	<b>100.00</b>	<b>125,501</b>	<b>100.00</b>

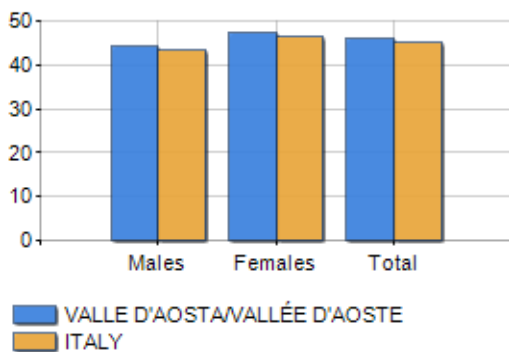
AGE CLASSES (YEAR 2019)



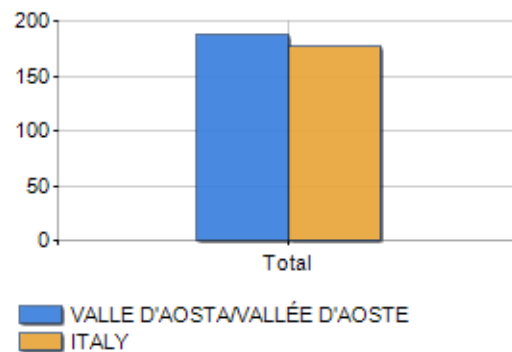
#### AVERAGE AGE AND OLD-AGE INDEX (YEAR 2019)

	Males	Females	Total
Average age (Years)	44.54	47.29	45.96
Old-age index <sup>[1]</sup>	-	-	188.18

#### AVERAGE AGE (YEARS)



#### OLD-AGE INDEX



<sup>1</sup> Old-age index = (Inhabitants > 65 years old / Inhabitants 0-14 years old) \* 100

## Rankings Region valle d'aosta/vallée d'aoste

is on 10° place among 20 regions per average age  
is on 11° place among 20 regions per old-age index  
is on 10° place among 20 regions per % inhabitants < 15 years old  
is on 10° place among 20 regions per % inhabitants > 64 years old

---