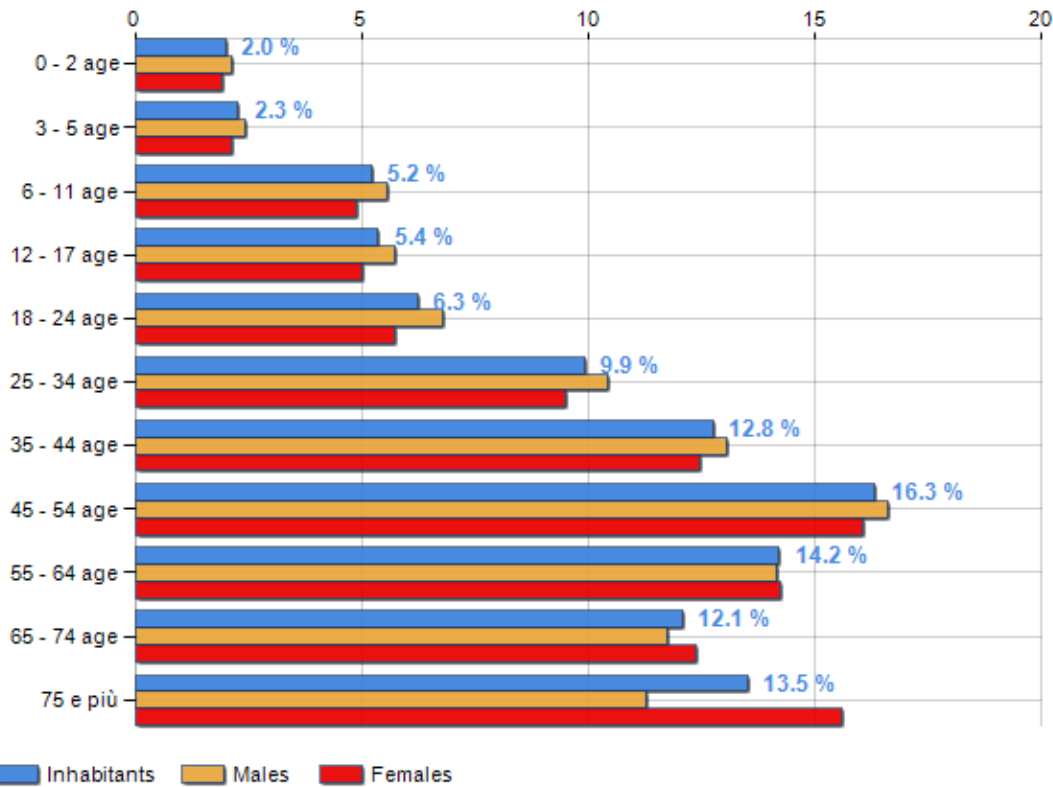


Age classes per gender and related impact, average age and old-age index in **Region TOSCANA**

POPULATION BY AGE (YEAR 2019)

Classes	Males		Females		Total	
	(n.)	%	(n.)	%	(n.)	%
0 - 2 age	38,225	2.13	36,725	1.91	74,950	2.01
3 - 5 age	43,701	2.43	41,146	2.14	84,847	2.28
6 - 11 age	99,758	5.55	94,099	4.89	193,857	5.21
12 - 17 age	103,425	5.75	96,400	5.01	199,825	5.37
18 - 24 age	122,269	6.80	110,456	5.74	232,725	6.25
25 - 34 age	187,420	10.42	182,608	9.49	370,028	9.94
35 - 44 age	235,177	13.08	239,724	12.46	474,901	12.76
45 - 54 age	299,041	16.63	309,284	16.07	608,325	16.34
55 - 64 age	254,953	14.18	274,525	14.27	529,478	14.22
65 - 74 age	211,194	11.74	238,669	12.40	449,863	12.08
75 e più	203,116	11.30	300,814	15.63	503,930	13.54
Total	1,798,279	100.00	1,924,450	100.00	3,722,729	100.00

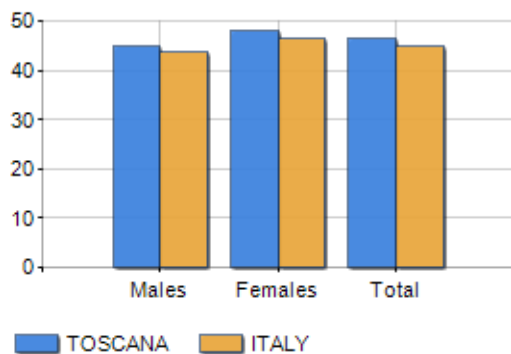
AGE CLASSES (YEAR 2019)



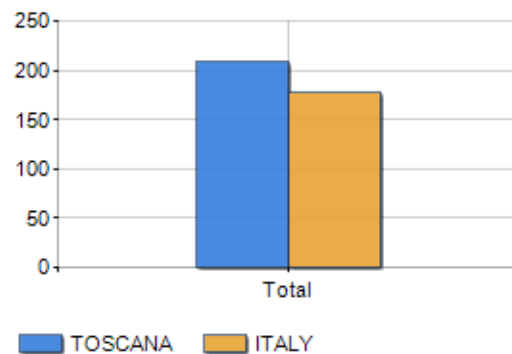
AVERAGE AGE AND OLD-AGE INDEX (YEAR 2019)

	Males	Females	Total
Average age (Years)	45.16	48.22	46.75
Old-age index ^[1]	-	-	209.83

AVERAGE AGE (YEARS)



OLD-AGE INDEX



¹ Old-age index = (Inhabitants > 65 years old / Inhabitants 0-14 years old) * 100

Rankings Region toscana

is on 5° place among 20 regions per average age
is on 7° place among 20 regions per old-age index
is on 16° place among 20 regions per % inhabitants < 15 years old
is on 5° place among 20 regions per % inhabitants > 64 years old
