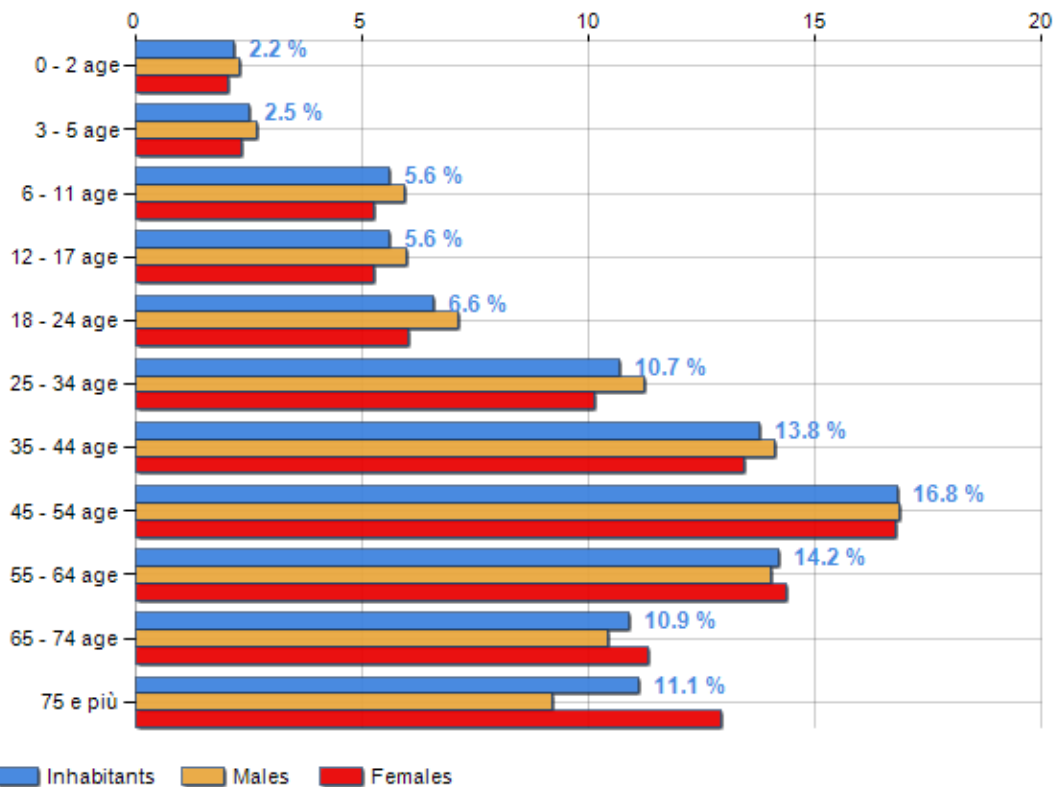


Age classes per gender and related impact, average age and old-age index in **Region LAZIO**

## POPULATION BY AGE (YEAR 2019)

Classes	Males		Females		Total	
	(n.)	%	(n.)	%	(n.)	%
0 - 2 age	65,714	2.32	61,844	2.04	127,558	2.17
3 - 5 age	75,600	2.67	71,553	2.36	147,153	2.51
6 - 11 age	168,783	5.96	159,684	5.26	328,467	5.60
12 - 17 age	169,583	5.99	159,445	5.26	329,028	5.61
18 - 24 age	202,307	7.14	183,313	6.04	385,620	6.57
25 - 34 age	318,783	11.26	308,295	10.16	627,078	10.69
35 - 44 age	400,289	14.13	408,009	13.45	808,298	13.78
45 - 54 age	477,925	16.87	509,373	16.79	987,298	16.83
55 - 64 age	397,209	14.02	436,081	14.38	833,290	14.21
65 - 74 age	295,830	10.44	343,620	11.33	639,450	10.90
75 e più	260,301	9.19	392,003	12.92	652,304	11.12
<b>Total</b>	<b>2,832,324</b>	<b>100.00</b>	<b>3,033,220</b>	<b>100.00</b>	<b>5,865,544</b>	<b>100.00</b>

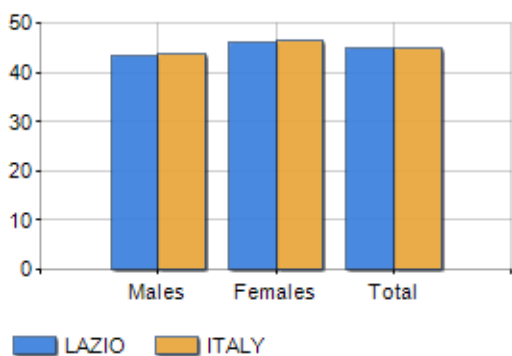
## AGE CLASSES (YEAR 2019)



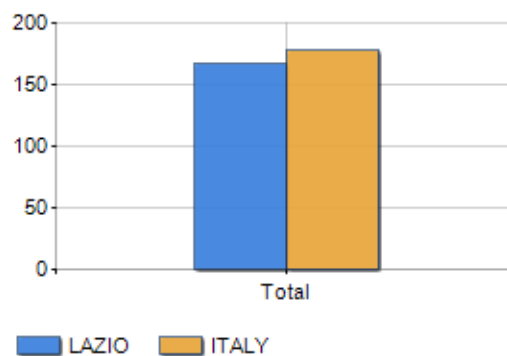
AVERAGE AGE AND OLD-AGE INDEX (YEAR 2019)

	Males	Females	Total
Average age (Years)	43.34	46.31	44.88
Old-age index <sup>[1]</sup>	-	-	167.74

AVERAGE AGE (YEARS)



OLD-AGE INDEX



<sup>1</sup> Old-age index = (Inhabitants > 65 years old / Inhabitants 0-14 years old) \* 100

## Rankings Region lazio

is on 15° place among 20 regions per average age  
is on 17° place among 20 regions per old-age index  
is on 6° place among 20 regions per % inhabitants < 15 years old  
is on 17° place among 20 regions per % inhabitants > 64 years old

---