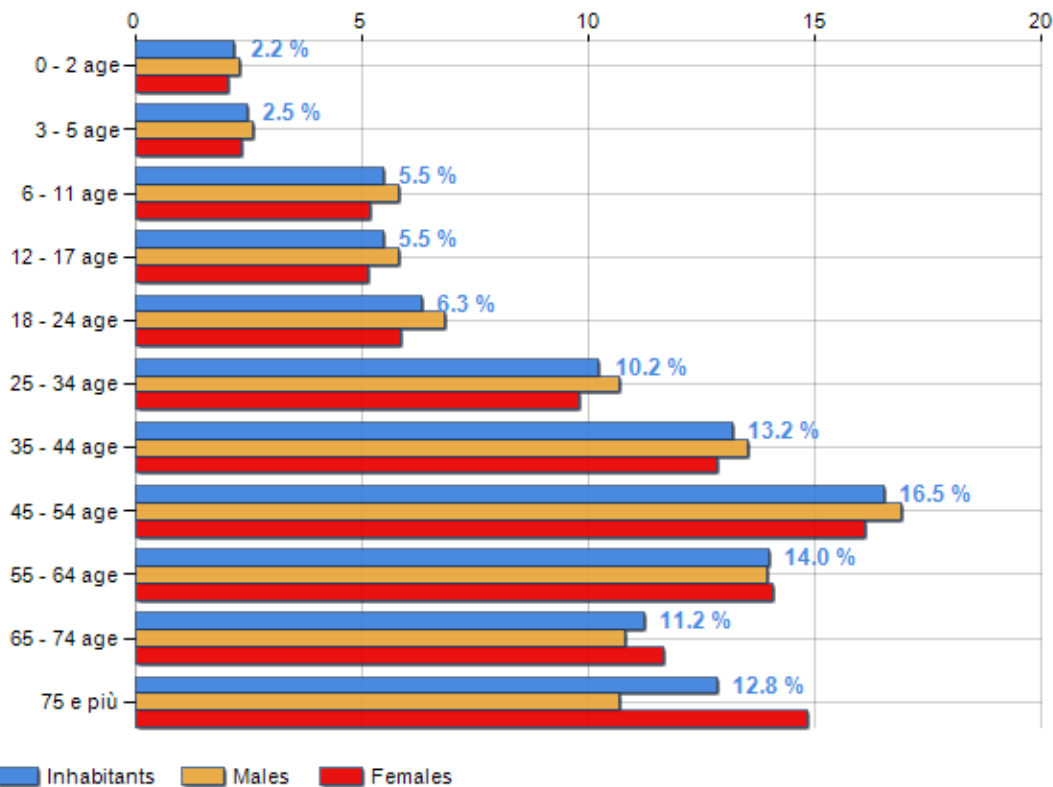


Age classes per gender and related impact, average age and old-age index in **Region EMILIA-ROMAGNA**

POPULATION BY AGE (YEAR 2019)

Classes	Males		Females		Total	
	(n.)	%	(n.)	%	(n.)	%
0 - 2 age	50,381	2.32	47,372	2.07	97,753	2.19
3 - 5 age	56,349	2.59	53,464	2.33	109,813	2.46
6 - 11 age	126,272	5.81	119,061	5.19	245,333	5.49
12 - 17 age	126,382	5.81	117,887	5.14	244,269	5.47
18 - 24 age	149,144	6.86	133,938	5.84	283,082	6.34
25 - 34 age	232,322	10.68	225,156	9.82	457,478	10.24
35 - 44 age	294,226	13.53	295,155	12.87	589,381	13.19
45 - 54 age	368,234	16.93	369,957	16.14	738,191	16.52
55 - 64 age	303,251	13.95	322,507	14.07	625,758	14.01
65 - 74 age	235,221	10.82	267,286	11.66	502,507	11.25
75 e più	232,817	10.71	340,736	14.86	573,553	12.84
Total	2,174,599	100.00	2,292,519	100.00	4,467,118	100.00

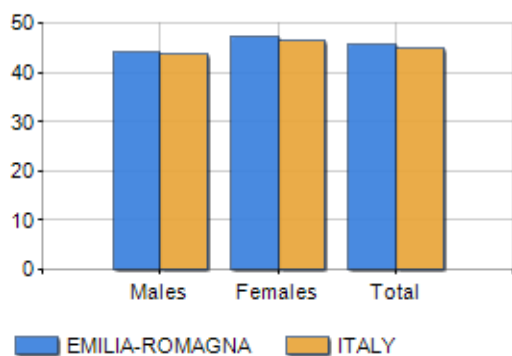
AGE CLASSES (YEAR 2019)



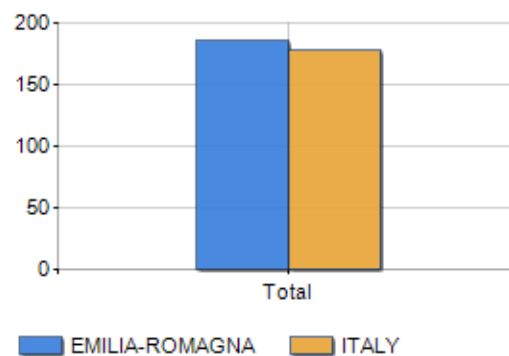
AVERAGE AGE AND OLD-AGE INDEX (YEAR 2019)

	Males	Females	Total
Average age (Years)	44.35	47.32	45.88
Old-age index ^[1]	-	-	186.40

AVERAGE AGE (YEARS)



OLD-AGE INDEX



¹ Old-age index = (Inhabitants > 65 years old / Inhabitants 0-14 years old) * 100

Rankings Region emilia-romagna

is on 11° place among 20 regions per average age
is on 12° place among 20 regions per old-age index
is on 9° place among 20 regions per % inhabitants < 15 years old
is on 11° place among 20 regions per % inhabitants > 64 years old
